


PBP Antibody / PEBP1 / RKIP (F54962)

Catalog No.	Formulation	Size
F54962-0.4ML	In 1X PBS, pH 7.4, with 0.09% sodium azide	0.4 ml
F54962-0.08ML	In 1X PBS, pH 7.4, with 0.09% sodium azide	0.08 ml


[Bulk quote request](#)

Availability	1-3 business days
Species Reactivity	Human
Format	Purified
Host	Rabbit
Clonality	Polyclonal (rabbit origin)
Isotype	Rabbit Ig
Purity	Purified
UniProt	P30086
Localization	Cytoplasmic
Applications	Immunohistochemistry (FFPE) : 1:50-1:100 Western Blot : 1:500-1:1000
Limitations	This PBP antibody is available for research use only.



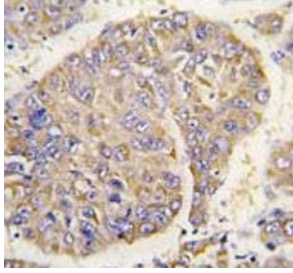
kDa
130
95
72
55
36
28
17

Western blot testing of human Y79 cell lysate with PBP antibody. Predicted molecular weight ~21 kDa.

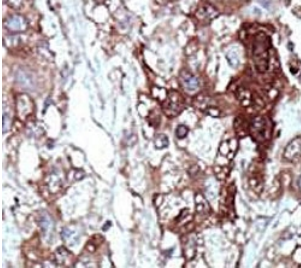


kDa
95
72
55
36
28
17

Western blot testing of human HeLa cell lysate with PBP antibody. Predicted molecular weight ~21 kDa.



IHC testing of FFPE human hepatocellular carcinoma tissue with PBP antibody. HIER: steam section in pH6 citrate buffer for 20 min and allow to cool prior to staining.



IHC testing of FFPE human cancer tissue with PBP antibody. HIER: steam section in pH6 citrate buffer for 20 min and allow to cool prior to staining.

Description

PBP binds ATP, opioids and phosphatidylethanolamine, exhibiting a lower affinity for phosphatidylinositol and phosphatidylcholine. This serine protease inhibitor inhibits thrombin, neuropsin and chymotrypsin but not trypsin, tissue type plasminogen activator and elastase. PBP contains hippocampal cholinergic neurostimulating peptide (HCNP), which may be involved in the function of the presynaptic cholinergic neurons of the central nervous system. HCNP increases the production of choline acetyltransferase but not acetylcholinesterase.

Application Notes

The stated application concentrations are suggested starting points. Titration of the PBP antibody may be required due to differences in protocols and secondary/substrate sensitivity.

Immunogen

A portion of amino acids 1-30 from the human protein was used as the immunogen for the PBP antibody.

Storage

Aliquot the PBP antibody and store frozen at -20oC or colder. Avoid repeated freeze-thaw cycles.