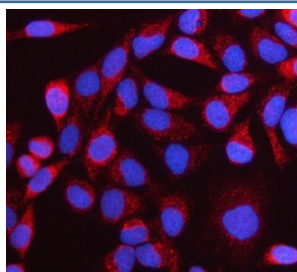


NTN3 Antibody / Netrin 3 (RQ8454)

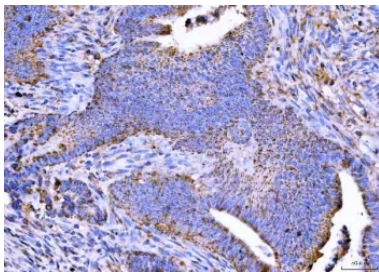
Catalog No.	Formulation	Size
RQ8454	0.5mg/ml if reconstituted with 0.2ml sterile DI water	100 ug

Bulk quote request

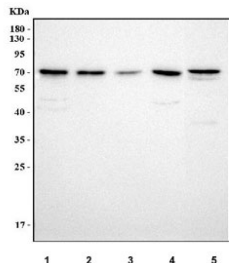
Availability	1-3 business days
Species Reactivity	Human, Rat
Format	Antigen affinity purified
Host	Rabbit
Clonality	Polyclonal (rabbit origin)
Isotype	Rabbit IgG
Purity	Antigen affinity purified
Buffer	Lyophilized from 1X PBS with 2% Trehalose
UniProt	O00634
Applications	Western Blot : 0.5-1ug/ml Immunohistochemistry (FFPE) : 2-5ug/ml Immunofluorescence : 5ug/ml ELISA : 0.1-0.5ug/ml
Limitations	This NTN3 antibody is available for research use only.



Immunofluorescent staining of FFPE human HeLa cells with NTN3 antibody (red) and DAPI nuclear stain (blue). HIER: steam section in pH6 citrate buffer for 20 min.



IHC staining of FFPE human colorectal adenocarcinoma tissue with NTN3 antibody. HIER: boil tissue sections in pH8 EDTA for 20 min and allow to cool before testing.



Western blot testing of 1) human RT4, 2) U-251, 3) SH-SY5Y, 4) HeLa and 5) rat liver tissue lysate with NTN3 antibody. Predicted molecular weight ~61 kDa but may be observed at higher molecular weights due to glycosylation.

Description

Netrins are a family of highly conserved proteins responsible for axon guidance and cell movement throughout neural development. Netrins can be divided into secreted netrins (netrin 1,3,4 and 5) and membrane-tethered glycosylphosphatidylinositol (GPI)-linked netrins (netrin G1 and G2). Secreted netrins carry their function via interaction with several receptors that include the deleted in colorectal (DCC) family, and the uncoordinated-5 (UNC5-A through UNC5-D) family. Netrin-3 was discovered in 1997 using sequence homology searching of netrin-2. Similarly to other netrins, Netrin-3 plays an important role in the development of the nervous system. Netrin-3 structure consist of a laminin-like domain located on the N-terminal, three epidermal growth factors like repeats (EGF), and a C-terminal netrin-like domain (NTR). Mutations in NTN3, the gene encoding netrin-3 was found to be associated with the development of several carcinomas.

Application Notes

Optimal dilution of the NTN3 antibody should be determined by the researcher.

Immunogen

An E.coli-derived human recombinant protein (R51-R473) was used as the immunogen for the NTN3 antibody.

Storage

After reconstitution, the NTN3 antibody can be stored for up to one month at 4oC. For long-term, aliquot and store at -20oC. Avoid repeated freezing and thawing.