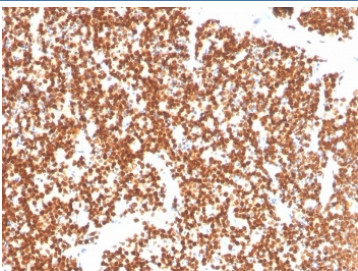


## NR5A1 Antibody / SF-1 / Steroidogenic Factor 1 [clone NR5A1/3397] (V8731)

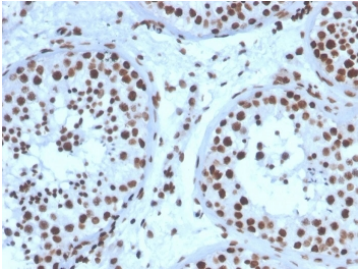
Catalog No.	Formulation	Size
V8731-100UG	0.2 mg/ml in 1X PBS with 0.1 mg/ml BSA (US sourced) and 0.05% sodium azide	100 ug
V8731-20UG	0.2 mg/ml in 1X PBS with 0.1 mg/ml BSA (US sourced) and 0.05% sodium azide	20 ug
V8731SAF-100UG	1 mg/ml in 1X PBS; BSA free, sodium azide free	100 ug

### Bulk quote request

<b>Availability</b>	1-3 business days
<b>Species Reactivity</b>	Human
<b>Format</b>	Purified
<b>Host</b>	Mouse
<b>Clonality</b>	Monoclonal (mouse origin)
<b>Isotype</b>	Mouse IgG2b, kappa
<b>Clone Name</b>	NR5A1/3397
<b>Purity</b>	Protein G affinity chromatography
<b>UniProt</b>	Q13285
<b>Localization</b>	Nuclear
<b>Applications</b>	Immunohistochemistry (FFPE) : 1-2ug/ml for 30 minutes at RT
<b>Limitations</b>	This NR5A1 antibody is available for research use only.

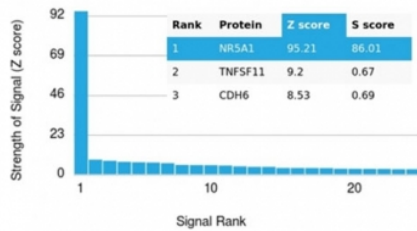


IHC staining of FFPE human thymus with NR5A1 antibody. HIER: boil tissue sections in pH 9 10mM Tris with 1mM EDTA for 20 min and allow to cool before testing.



IHC staining of FFPE human testis with NR5A1 antibody. HIER: boil tissue sections in pH 9 10mM Tris with 1mM EDTA for 20 min and allow to cool before testing.

Human Protein Microarray Specificity Validation



Analysis of HuProt(TM) microarray containing more than 19,000 full-length human proteins using NR5A1 antibody. These results demonstrate the foremost specificity of the NR5A1/3397 mAb. Z- and S- score: The Z-score represents the strength of a signal that an antibody (in combination with a fluorescently-tagged anti-IgG secondary Ab) produces when binding to a particular protein on the HuProt(TM) array. Z-scores are described in units of standard deviations (SD's) above the mean value of all signals generated on that array. If the targets on the HuProt(TM) are arranged in descending order of the Z-score, the S-score is the difference (also in units of SD's) between the Z-scores. The S-score therefore represents the relative target specificity of an Ab to its intended target.

## Description

Steroidogenic Factor 1 (SF-1) is considered an orphan nuclear receptor that belongs to subfamily 5. It was found to be a regulator of steroidogenic enzyme gene expression. Oxysterols are suggested as its ligands. It is expressed in all steroidogenic tissues, including the adrenal cortex, testicular Sertoli cells, and Leydig cells, ovarian theca, hypothalamus, and anterior pituitary. SF-1 plays an important role in adrenal and gonadal development. SF-1 is highly valuable marker to determine the adrenocortical origin of an adrenal mass.

## Application Notes

Optimal dilution of the NR5A1 antibody should be determined by the researcher.

## Immunogen

A portion of amino acids 220-461 from the human protein was used as the immunogen for the NR5A1 antibody.

## Storage

Store the NR5A1 antibody at 2-8oC (with azide) or aliquot and store at -20oC or colder (without azide).