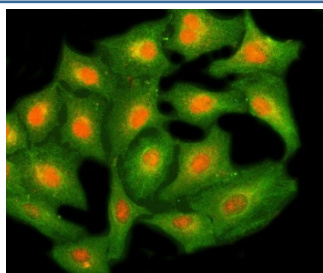


NHP2 Antibody / H/ACA ribonucleoprotein complex subunit 2 (RQ8225)

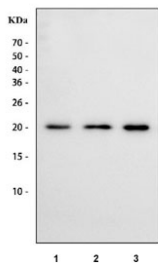
Catalog No.	Formulation	Size
RQ8225	0.5mg/ml if reconstituted with 0.2ml sterile DI water	100 ug

Bulk quote request

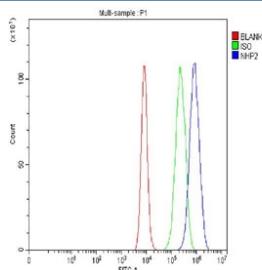
Availability	1-3 business days
Species Reactivity	Human
Format	Antigen affinity purified
Clonality	Polyclonal (rabbit origin)
Isotype	Rabbit IgG
Purity	Antigen affinity purified
Buffer	Lyophilized from 1X PBS with 2% Trehalose
UniProt	Q9NX24
Localization	Nuclear
Applications	Western Blot : 0.5-1ug/ml Immunofluorescence : 5ug/ml Flow Cytometry : 1-3ug/million cells Immunoprecipitation : 2ug/500ug of lysate Direct ELISA : 0.1-0.5ug/ml
Limitations	This NHP2 antibody is available for research use only.



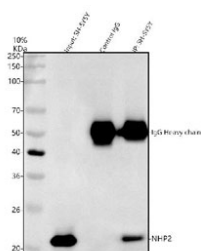
Immunofluorescent staining of FFPE human A549 cells with NHP2 antibody (red) and Beta Tubulin mAb (green). HIER: steam section in pH6 citrate buffer for 20 min.



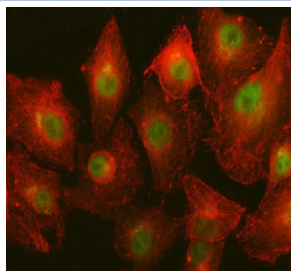
Western blot testing of human 1) SH-SY5Y, 2) Caco-2 and 3) HeLa cell lysate with NHP2 antibody. Predicted molecular weight ~17 kDa, commonly observed at 17-20 kDa.



Flow cytometry testing of fixed and permeabilized human Caco-2 cells with NHP2 antibody at 1ug/million cells (blocked with goat sera); Red=cells alone, Green=isotype control, Blue= NHP2 antibody.



Immunoprecipitation of NHP2 protein from 500ug of human SH-SY5Y whole cell lysate with 2ug of NHP2 antibody.



Immunofluorescent staining of FFPE human A549 cells with NHP2 antibody (green) and Beta Tubulin mAb (red). HIER: steam section in pH6 citrate buffer for 20 min.

Description

This gene is a member of the H/ACA snoRNPs (small nucleolar ribonucleoproteins) gene family. snoRNPs are involved in various aspects of rRNA processing and modification and have been classified into two families: C/D and H/ACA. The H/ACA snoRNPs also include the DKC1, NOLA1 and NOLA3 proteins. These four H/ACA snoRNP proteins localize to the dense fibrillar components of nucleoli and to coiled (Cajal) bodies in the nucleus. Both 18S rRNA production and rRNA pseudouridylation are impaired if any one of the four proteins is depleted. The four H/ACA snoRNP proteins are also components of the telomerase complex. This gene encodes a protein related to *Saccharomyces cerevisiae* Nhp2p. Alternative splicing results in multiple transcript variants.

Application Notes

Optimal dilution of the NHP2 antibody should be determined by the researcher.

Immunogen

E. coli-derived recombinant human protein (amino acids E21-Q136) was used as the immunogen for the NHP2 antibody.

Storage

After reconstitution, the NHP2 antibody can be stored for up to one month at 4oC. For long-term, aliquot and store at -20oC. Avoid repeated freezing and thawing.