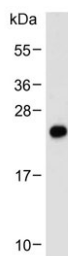


NGN3 Antibody / Neurogenin 3 (F54290)

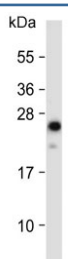
Catalog No.	Formulation	Size
F54290-0.4ML	In 1X PBS, pH 7.4, with 0.09% sodium azide	0.4 ml
F54290-0.08ML	In 1X PBS, pH 7.4, with 0.09% sodium azide	0.08 ml

[Bulk quote request](#)


Availability	1-3 business days
Species Reactivity	Human, Mouse
Format	Purified
Host	Rabbit
Clonality	Polyclonal (rabbit origin)
Isotype	Rabbit Ig
Purity	Antigen affinity purified
UniProt	Q9Y4Z2
Applications	Western Blot : 1:500-1:2000 Immunohistochemistry (FFPE) : 1:25 Immunofluorescence : 1:25
Limitations	This NGN3 antibody is available for research use only.



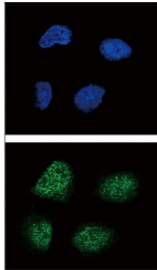
Western blot testing of human placenta lysate with NGN3 antibody. Predicted molecular weight ~23 kDa.



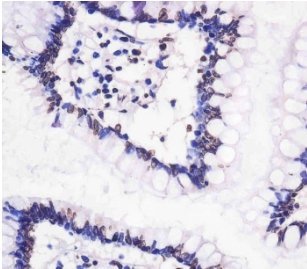
Western blot testing of human ThP-1 cell lysate with NGN3 antibody. Predicted molecular weight ~23 kDa.



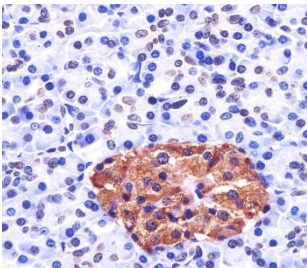
Western blot testing of human 1) DU145, 2) LNCaP, 3) PANC1 and 4) PC-3 cell lysate with NGN3 antibody. Predicted molecular weight ~23 kDa.



Immunofluorescent staining of fixed and permeabilized human NCI-H460 cells with NGN3 antibody (green) and DAPI nuclear stain (blue).



IHC testing of FFPE human small intestine tissue with NGN3 antibody. HIER: steam section in pH6 citrate buffer for 20 min and allow to cool prior to staining.



IHC testing of FFPE human pancreas tissue with NGN3 antibody. HIER: steam section in pH6 citrate buffer for 20 min and allow to cool prior to staining.

Description

Neurogenin-3 belongs to a family of basic helix-loop-helix transcription factors involved in the determination of neural precursor cells in the neuroectoderm. Neurogenin-3 also required for the specification of a common precursor of the 4 pancreatic endocrine cell types. Defects in *NEUROG3* are the cause of congenital malabsorptive diarrhea 4 (DIAR4). DIAR4 is an autosomal recessive disorder characterized by generalized malabsorption and a paucity of enteroendocrine cells.

Application Notes

The stated application concentrations are suggested starting points. Titration of the NGN3 antibody may be required due to differences in protocols and secondary/substrate sensitivity.

Immunogen

A portion of amino acids 40-69 from the human protein were used as the immunogen for the NGN3 antibody.

Storage

Aliquot the NGN3 antibody and store frozen at -20oC or colder. Avoid repeated freeze-thaw cycles.