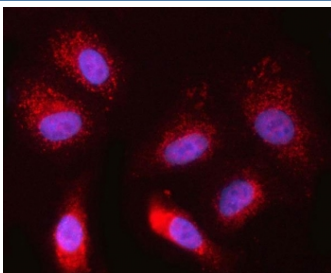


## NDOR1 Antibody / NADPH-dependent diflavin oxidoreductase 1 / NR1 (RQ8207)

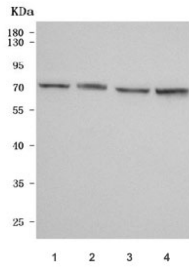
Catalog No.	Formulation	Size
RQ8207	0.5mg/ml if reconstituted with 0.2ml sterile DI water	100 ug

[Bulk quote request](#)

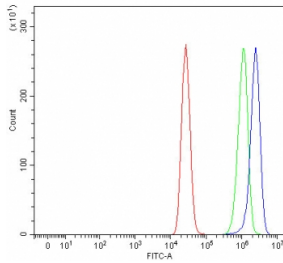
<b>Availability</b>	1-3 business days
<b>Species Reactivity</b>	Human
<b>Format</b>	Antigen affinity purified
<b>Host</b>	Rabbit
<b>Clonality</b>	Polyclonal (rabbit origin)
<b>Isotype</b>	Rabbit IgG
<b>Purity</b>	Antigen affinity purified
<b>Buffer</b>	Lyophilized from 1X PBS with 2% Trehalose
<b>UniProt</b>	Q9UHB4
<b>Localization</b>	Nuclear, cytoplasmic
<b>Applications</b>	Western Blot : 0.5-1ug/ml Immunofluorescence : 5ug/ml Flow Cytometry : 1-3ug/million cells Direct ELISA : 0.1-0.5ug/ml
<b>Limitations</b>	This NDOR1 antibody is available for research use only.



Immunofluorescent staining of FFPE human A549 cells with NDOR1 antibody (red) and DAPI nuclear stain (blue). HIER: steam section in pH6 citrate buffer for 20 min.



Western blot testing of human 1) HeLa, 2) HaCaT, 3) K562 and 4) PC-3 cell lysate with NDOR1 antibody. Predicted molecular weight: 58-68 kDa (multiple isoforms).



Flow cytometry testing of fixed and permeabilized human MCF7 cells with NDOR1 antibody at 1ug/million cells (blocked with goat sera); Red=cells alone, Green=isotype control, Blue= NDOR1 antibody.

## Description

NADPH-dependent diflavin oxidoreductase 1, also called Novel reductase 1 (NR1), is an enzyme that in humans is encoded by the NDOR1 gene. This gene encodes an NADPH-dependent diflavin reductase that contains both flavin mononucleotide (FMN) and flavin adenine dinucleotide (FAD) binding domains. The encoded protein catalyzes the transfer of electrons from NADPH through FAD and FMN cofactors to potential redox partners. Alternative splicing results in multiple transcript variants.

## Application Notes

Optimal dilution of the NDOR1 antibody should be determined by the researcher.

## Immunogen

E. coli-derived recombinant human protein (amino acids R31-Q407) was used as the immunogen for the NDOR1 antibody.

## Storage

After reconstitution, the NDOR1 antibody can be stored for up to one month at 4oC. For long-term, aliquot and store at -20oC. Avoid repeated freezing and thawing.