NADH-ubiquinone oxidoreductase chain 5 Antibody / MT-ND5 (F54903)

Catalog No.	Formulation	Size
F54903-0.4ML	In 1X PBS, pH 7.4, with 0.09% sodium azide	0.4 ml
F54903-0.08ML	In 1X PBS, pH 7.4, with 0.09% sodium azide	0.08 ml

Bulk quote request

Availability	1-3 business days
Species Reactivity	Human
Format	Purified
Host	Rabbit
Clonality	Polyclonal (rabbit origin)
Isotype	Rabbit Ig
Purity	Antigen affinity purified
UniProt	P03915
Localization	Cytoplasmic
Applications	Western blot: 1:500-1:1000 Flow cytometry: 1:10-1:50 (1x10e6 cells) Immunohistochemistry (FFPE): 1:100
Limitations	This NADH-ubiquinone oxidoreductase chain 5 antibody is available for research use only.

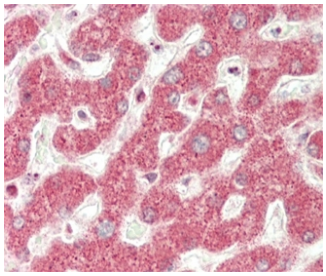

IHC testing of FFPE human liver tissue with NADH-ubiquinone oxidoreductase chain 5 antibody. HIER: steam section in pH6 citrate buffer for 20 min and allow to cool prior to staining.

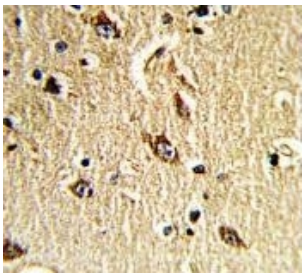

IHC testing of FFPE human brain tissue with NADH-ubiquinone oxidoreductase chain 5 antibody. HIER: steam section in pH6 citrate buffer for 20 min and allow to cool prior to staining.



Western blot testing of human 1) CCRF-CEM and 2) Jurkat cell lysate with NADH-ubiquinone oxidoreductase chain 5 antibody. Expected molecular weight: 65-70 kDa.



Flow cytometry testing of human CCRF-CEM cells with NADH-ubiquinone oxidoreductase chain 5 antibody; Blue=isotype control, Green= NADH-ubiquinone oxidoreductase chain 5 antibody.

Description

Core subunit of the mitochondrial membrane respiratory chain NADH dehydrogenase (Complex I) that is believed to belong to the minimal assembly required for catalysis. Complex I functions in the transfer of electrons from NADH to the respiratory chain. The immediate electron acceptor for the enzyme is believed to be ubiquinone.

Application Notes

The stated application concentrations are suggested starting points. Titration of the NADH-ubiquinone oxidoreductase chain 5 antibody may be required due to differences in protocols and secondary/substrate sensitivity.

Immunogen

A portion of amino acids 544-570 from the human protein was used as the immunogen for the NADH-ubiquinone oxidoreductase chain 5 antibody.

Storage

Aliquot the NADH-ubiquinone oxidoreductase chain 5 antibody and store frozen at -20oC or colder. Avoid repeated freeze-thaw cycles.

Copyright © NSJ Bioreagents. All rights reserved.