Myoglobin Antibody (R30925)

Catalog No.	Formulation	Size
R30925	0.5mg/ml if reconstituted with 0.2ml sterile DI water	100 ug

Bulk quote request

Availability	1-3 business days
Species Reactivity	Human, Mouse, Rat
Format	Antigen affinity purified
Host	Rabbit
Clonality	Polyclonal (rabbit origin)
Isotype	Rabbit IgG
Purity	Antigen affinity
Buffer	Lyophilized from 1X PBS with 2.5% BSA and 0.025% sodium azide/thimerosal
UniProt	P04247
Localization	Cytoplasmic
Applications	Western blot: 0.5-1ug/ml Immunohistochemistry (FFPE): 2-5ug/ml
Limitations	This Myoglobin antibody is available for research use only.

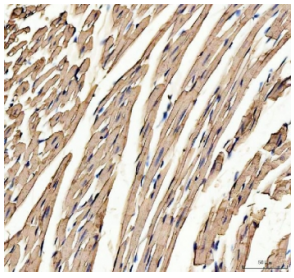

IHC staining of FFPE mouse heart tissue with Myoglobin antibody. HIER: boil tissue sections in pH8 EDTA for 20 min and allow to cool before testing.

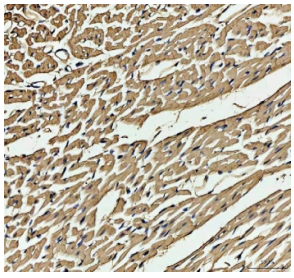

IHC staining of FFPE rat heart tissue with Myoglobin antibody. HIER: boil tissue sections in pH8 EDTA for 20 min and allow to cool before testing.

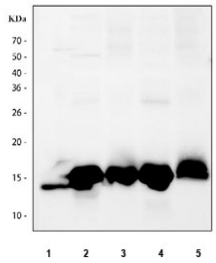

Western blot testing of 1) human placenta, 2) rat heart, 3) rat skeletal muscle, 4) mouse heart and 5) mouse skeletal muscle tissue lysate with Myoglobin antibody. Predicted molecular weight ~17 kDa.

Description

Human Myoglobin (MG) has 152 residues. Two MG variants were found. The Myoglobin locus mapped to 22q11-22q13. The gene is about 10.5 kb long and contains two introns as in the case with hemoglobin genes. Myoglobin/MG may serve a variety of functions in muscular oxygen supply, such as O2 storage, facilitated O2 diffusion, and Myoglobin-mediated oxidative phosphorylation.

Application Notes

Titration of the Myoglobin antibody may be required due to differences in protocols and secondary/substrate sensitivity.

Immunogen

Amino acids 138-154 (LFRNDIAAKYKELGFQG-mouse) were used as the immunogen for this Myoglobin antibody (100% rat homology).

Storage

After reconstitution, the Myoglobin antibody can be stored for up to one month at 4oC. For long-term, aliquot and store at -20oC. Avoid repeated freezing and thawing.

Ordering: Phone: 858.663.9055 | Fax: 1.267.821.0800 | Email: info@nsjbio.com
Copyright © NSJ Bioreagents. All rights reserved.