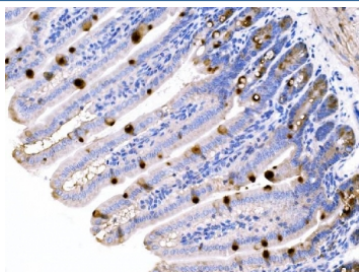


## Mucin 2 Antibody / MUC2 (RQ7095)

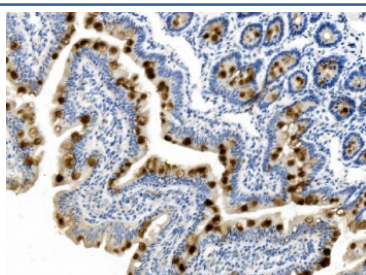
Catalog No.	Formulation	Size
RQ7095	0.5mg/ml if reconstituted with 0.2ml sterile DI water	100 ug

### Bulk quote request

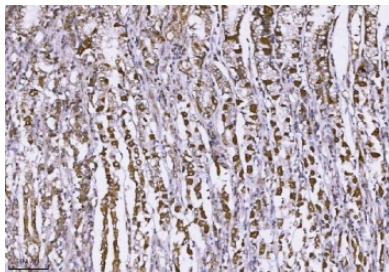
Availability	1-3 business days
Species Reactivity	Human, Mouse, Rat
Format	Antigen affinity purified
Host	Rabbit
Clonality	Polyclonal (rabbit origin)
Isotype	Rabbit IgG
Purity	Antigen affinity purified
Buffer	Lyophilized from 1X PBS with 2% Trehalose
UniProt	Q02817
Applications	Immunohistochemistry (FFPE) : 2-5ug/ml Direct ELISA : 0.1-0.5ug/ml
Limitations	This Mucin 2 antibody is available for research use only.



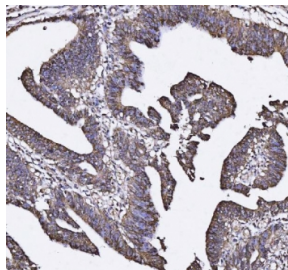
IHC staining of FFPE mouse colon tissue with Mucin 2 antibody. HIER: boil tissue sections in pH8 EDTA for 20 min and allow to cool before testing.



IHC staining of FFPE rat colon tissue with Mucin 2 antibody. HIER: boil tissue sections in pH8 EDTA for 20 min and allow to cool before testing.



IHC staining of FFPE human gastric cancer tissue with Mucin 2 antibody. HIER: boil tissue sections in pH8 EDTA for 20 min and allow to cool before testing.



IHC staining of FFPE human rectal cancer tissue with Mucin 2 antibody. HIER: boil tissue sections in pH8 EDTA for 20 min and allow to cool before testing.

## Description

Mucin 2, also known as MUC2, is a protein that in humans is encoded by the MUC2 gene. This gene encodes a member of the mucin protein family. It is mapped to 11p15.5. Mucin 2 is particularly prominent in the gut where it is secreted from goblet cells in the epithelial lining into the lumen of the large intestine. There, mucin 2, along with small amounts of related-mucin proteins, polymerizes into a gel of which 80% by weight is oligosaccharide side-chains that are added as post-translational modifications to the mucin proteins. This gel provides an insoluble mucous barrier that serves to protect the intestinal epithelium. The primary function of the MUC2 gene product is to provide a protective barrier between the epithelial surfaces and the gut lumen. There is decreased expression of MUC2 in colonic cancer and defective polymerization of secreted mucin in ulcerative colitis.

## Application Notes

Optimal dilution of the Mucin 2 antibody should be determined by the researcher.

## Immunogen

Recombinant human protein (amino acids S21-C255) was used as the immunogen for the Mucin 2 antibody.

## Storage

After reconstitution, the Mucin 2 antibody can be stored for up to one month at 4oC. For long-term, aliquot and store at -20oC. Avoid repeated freezing and thawing.