MTTP Antibody / MTP (RQ5538)

Catalog No.	Formulation	Size
RQ5538	0.5mg/ml if reconstituted with 0.2ml sterile DI water	100 ug

Bulk quote request

Availability	1-3 business days
Species Reactivity	Human
Format	Antigen affinity purified
Host	Rabbit
Clonality	Polyclonal (rabbit origin)
Isotype	Rabbit IgG
Purity	Affinity purified
Buffer	Lyophilized from 1X PBS with 2% Trehalose and 0.025% sodium azide
UniProt	P55157
Applications	Western blot: 0.25-0.5ug/ml Immunofluorescence: 2-4ug/ml Flow cytometry: 1-3ug/million cells Direct ELISA: 0.1-0.5ug/ml
Limitations	This MTTP antibody is available for research use only.



Western blot testing of human HepG2 cell lysate with MTTP antibody. Predicted molecular weight ~99 kDa.

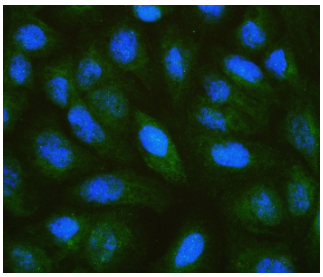

Immunofluorescent staining of FFPE human U-2 OS cells with MTTP antibody antibody (green) and DAPI (blue). HIER: boil tissue sections in pH6, 10mM citrate buffer, for 20 min and allow to cool before testing.

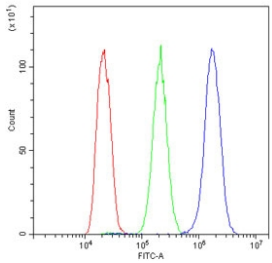

Flow cytometry testing of human HepG2 cells with MTTP antibody at 1ug/million cells (blocked with goat sera); Red=cells alone, Green=isotype control, Blue= MTTP antibody.

Description

Microsomal triglyceride transfer protein large subunit is a protein that in humans is encoded by the MTTP gene. It is mapped to 4q23. MTP encodes the large subunit of the heterodimeric microsomal triglyceride transfer protein. Protein disulfide isomerase (PDI) completes the heterodimeric microsomal triglyceride transfer protein, which has been shown to play a central role in lipoprotein assembly. Mutations in MTP can cause abetalipoproteinemia.

Application Notes

Optimal dilution of the MTTP antibody should be determined by the researcher.

Immunogen

A human recombinant protein (amino acids N29-R702) was used as the immunogen for the MTTP antibody.

Storage

After reconstitution, the MTTP antibody can be stored for up to one month at 4oC. For long-term, aliquot and store at -20oC. Avoid repeated freezing and thawing.

Ordering: Phone: 858.663.9055 | Fax: 1.267.821.0800 | Email: info@nsjbio.com
Copyright © NSJ Bioreagents. All rights reserved.