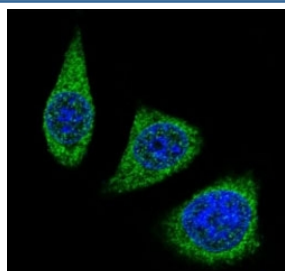


## MMP7 Antibody (F49501)

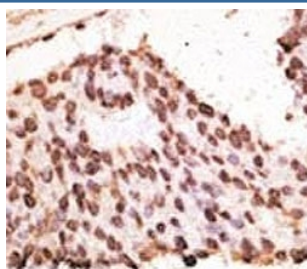
Catalog No.	Formulation	Size
F49501-0.4ML	In 1X PBS, pH 7.4, with 0.09% sodium azide	0.4 ml
F49501-0.08ML	In 1X PBS, pH 7.4, with 0.09% sodium azide	0.08 ml

[Bulk quote request](#)

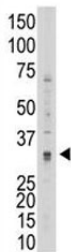
<b>Availability</b>	1-3 business days
<b>Species Reactivity</b>	Human
<b>Format</b>	Purified
<b>Clonality</b>	Polyclonal (rabbit origin)
<b>Isotype</b>	Rabbit Ig
<b>Purity</b>	Purified
<b>UniProt</b>	P09237
<b>Applications</b>	Western Blot : 1:1000 IHC (Paraffin) : 1:50-1:100 Immunofluorescence : 1:10-1:50
<b>Limitations</b>	This MMP7 antibody is available for research use only.



Confocal immunofluorescent analysis of MMP7 antibody with 293 cells followed by Alexa Fluor 488-conjugated goat rabbit IgG (green). DAPI was used as a nuclear counterstain (blue).



IHC analysis of FFPE human breast carcinoma tissue stained with the MMP7 antibody



Western blot testing of MMP7 antibody and 293 cell lysate. Predicted molecular weight ~30kDa.

## Description

Proteins of the matrix metalloproteinase (MMP) family are involved in the breakdown of extracellular matrix in normal physiological processes, such as embryonic development, reproduction, and tissue remodeling, as well as in disease processes, such as arthritis and metastasis. Most MMPs are secreted as inactive proproteins which are activated when cleaved by extracellular proteinases. MMP7 degrades proteoglycans, fibronectin, elastin and casein and differs from most MMP family members in that it lacks a conserved C-terminal protein domain. The enzyme is involved in wound healing, and studies in mice suggest that it regulates the activity of defensins in intestinal mucosa. The gene is part of a cluster of MMP genes which localize to chromosome 11q22.3.

## Application Notes

Titration of the MMP7 antibody may be required due to differences in protocols and secondary/substrate sensitivity.

## Immunogen

A portion of amino acids 117-146 from the human protein was used as the immunogen for this MMP7 antibody.

## Storage

Aliquot the MMP7 antibody and store frozen at -20oC or colder. Avoid repeated freeze-thaw cycles.