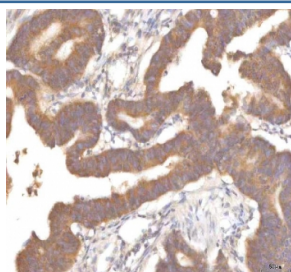


MFSD12 Antibody / Major facilitator superfamily domain-containing protein 12 (RQ8691)

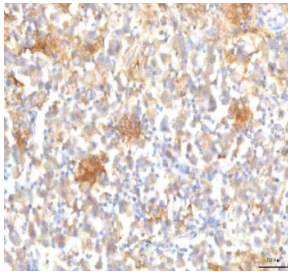
Catalog No.	Formulation	Size
RQ8691	0.5mg/ml if reconstituted with 0.2ml sterile DI water	100 ug

[Bulk quote request](#)

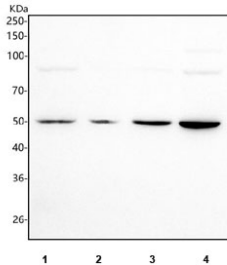
Availability	1-3 days
Species Reactivity	Human
Format	Antigen affinity purified
Clonality	Polyclonal (rabbit origin)
Isotype	Rabbit IgG
Purity	Antigen affinity chromatography
Buffer	Lyophilized from 1X PBS with 2% Trehalose
UniProt	Q6NUT3
Localization	Cytoplasm
Applications	Western Blot : 1-2ug/ml Immunohistochemistry (FFPE) : 2-5ug/ml ELISA : 0.1-0.5ug/ml
Limitations	This MFSD12 antibody is available for research use only.



IHC staining of FFPE human colon adenocarcinoma tissue with MFSD12 antibody.
HIER: boil tissue sections in pH8 EDTA for 20 min and allow to cool before testing.



IHC staining of FFPE human testicular seminoma tissue with MFSD12 antibody. HIER: boil tissue sections in pH8 EDTA for 20 min and allow to cool before testing.



Western blot testing of human 1) HeLa, 2) SiHa, 3) A549 and 4) PC-3 cell lysate with MFSD12 antibody. Predicted molecular weight ~52 kDa.

Description

The major facilitator superfamily consists of presumed carbohydrate transporters with 10-12 membrane-spanning domains. MFSD12 (major facilitator superfamily domain containing 12), also known as PP3501 or C19orf28, is a 480 amino acid multi-pass membrane protein that belongs to the major facilitator superfamily. Existing as two alternatively spliced isoforms, MFSD12 is encoded by a gene that maps to human chromosome 19p13.3. Chromosome 19 consists of over 63 million bases, houses approximately 1,400 genes and is recognized for having the greatest gene density of the human chromosomes. It is the genetic home for a number of immunoglobulin (Ig) superfamily members, including the killer cell and leukocyte Ig-like receptors, a number of ICAMs, the CEACAM and PSG families, and Fc receptors (FcRs).

Application Notes

Optimal dilution of the MFSD12 antibody should be determined by the researcher.

Immunogen

An E.coli-derived human recombinant protein (amino acids Q66-H443) was used as the immunogen for the MFSD12 antibody.

Storage

After reconstitution, the MFSD12 antibody can be stored for up to one month at 4°C. For long-term, aliquot and store at -20°C. Avoid repeated freezing and thawing.