METTL1 Antibody (RQ6196)

Catalog No.	Formulation	Size
RQ6196	0.5mg/ml if reconstituted with 0.2ml sterile DI water	100 ug

Bulk quote request

Availability	1-3 business days
Species Reactivity	Human, Rat
Format	Antigen affinity purified
Host	Rabbit
Clonality	Polyclonal (rabbit origin)
Isotype	Rabbit IgG
Purity	Affinity purified
Buffer	Lyophilized from 1X PBS with 2% Trehalose
UniProt	Q9UBP6
Localization	Nuclear
Applications	Western blot: 1-2ug/ml Immunohistochemistry (FFPE): 2-5ug/ml Immunofluorescence: 5ug/ml Direct ELISA: 0.1-0.5ug/ml
Limitations	This METTL1 antibody is available for research use only.

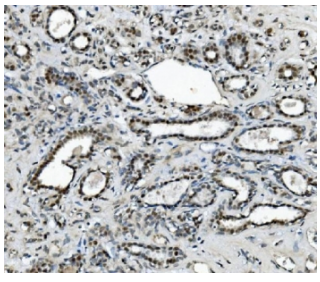

IHC staining of FFPE human breast cancer with METTL1 antibody. HIER: boil tissue sections in pH8 EDTA for 20 min and allow to cool before testing.

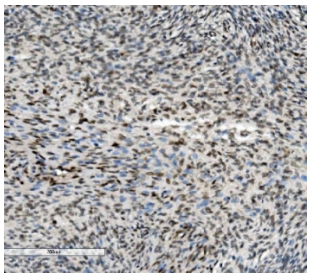

IHC staining of FFPE human skin cancer with METTL1 antibody. HIER: boil tissue sections in pH8 EDTA for 20 min and allow to cool before testing.

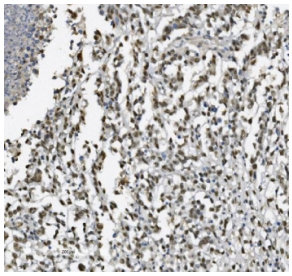

IHC staining of FFPE human pancreatic cancer with METTL1 antibody. HIER: boil tissue sections in pH8 EDTA for 20 min and allow to cool before testing.

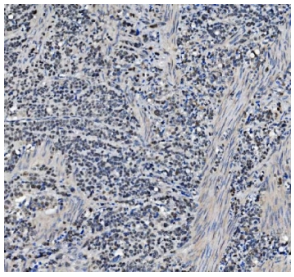

IHC staining of FFPE human gastric cancer with METTL1 antibody. HIER: boil tissue sections in pH8 EDTA for 20 min and allow to cool before testing.

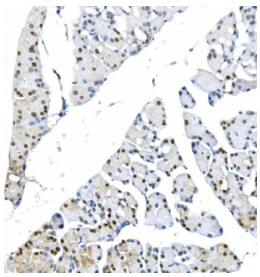

IHC staining of FFPE rat pancreas with METTL1 antibody. HIER: boil tissue sections in pH8 EDTA for 20 min and allow to cool before testing.

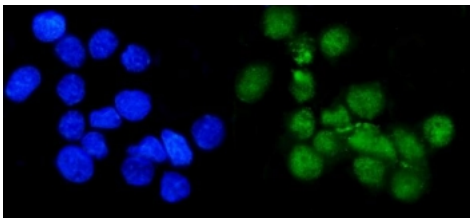

Immunofluorescent staining of FFPE human A431 cells with METTL1 antibody (green) and DAPI nuclear stain (blue). HIER: steam section in pH6 citrate buffer for 20 min.

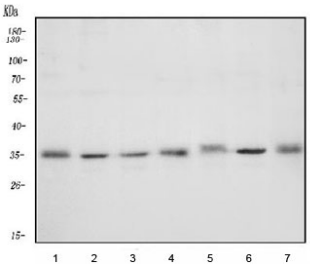

Western blot testing of human 1) HeLa, 2) Jurkat, 3) HEK293, 4) A549, 5) MCF7, 6) PC-3 and 7) T-47D cell lysate with METTL1 antibody. Predicted molecular weight ~34 kDa.

Description

tRNA (guanine-N(7)-)-methyltransferase is an enzyme that in humans is encoded by the METTL1 gene. This gene is

similar in sequence to the S. cerevisiae YDL201w gene. The gene product contains a conserved S-adenosylmethionine-binding motif and is inactivated by phosphorylation. Alternative splice variants encoding different protein isoforms have been described for this gene. A pseudogene has been identified on chromosome X.

Application Notes

Optimal dilution of the METTL1 antibody should be determined by the researcher.

Immunogen

A human recombinant partial protein (amino acids A2-H276) was used as the immunogen for the METTL1 antibody.

Storage

After reconstitution, the METTL1 antibody can be stored for up to one month at 4oC. For long-term, aliquot and store at -20oC. Avoid repeated freezing and thawing.

Copyright © NSJ Bioreagents. All rights reserved.