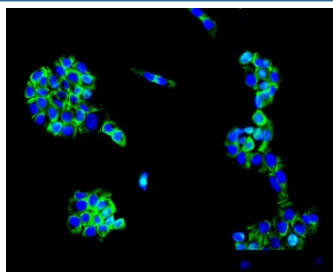


## MC4-R Antibody / MC4R / Melanocortin Receptor 4 (RQ6059)

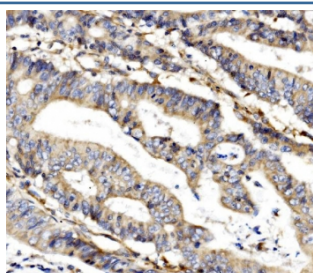
Catalog No.	Formulation	Size
RQ6059	0.5mg/ml if reconstituted with 0.2ml sterile DI water	100 ug

**Bulk quote request**

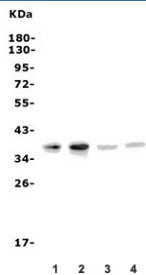
<b>Availability</b>	1-3 business days
<b>Species Reactivity</b>	Human, Mouse, Rat
<b>Format</b>	Antigen affinity purified
<b>Clonality</b>	Polyclonal (rabbit origin)
<b>Isotype</b>	Rabbit IgG
<b>Purity</b>	Affinity purified
<b>Buffer</b>	Lyophilized from 1X PBS with 2% Trehalose and 0.025% sodium azide
<b>UniProt</b>	P32245
<b>Applications</b>	Western Blot : 0.5-1ug/ml Immunohistochemistry : 1-2ug/ml Immunofluorescence : 2-4ug/ml Flow Cytometry : 1-3ug/million cells
<b>Limitations</b>	This MC4-R antibody is available for research use only.



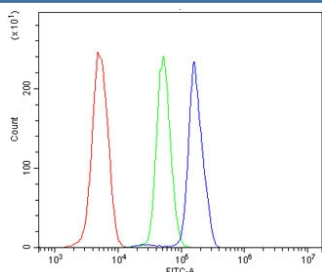
Immunofluorescent staining of FFPE human A431 cells with MC4-R antibody (green) and DAPI nuclear stain (blue). HIER: steam section in pH6 citrate buffer for 20 min.



IHC staining of FFPE human rectal cancer with MC4-R antibody. HIER: boil tissue sections in pH8 EDTA for 20 min and allow to cool before testing.



Western blot testing of 1) human U-87 MG, 2) human HEK293, 3) rat PC-12 and 4) mouse Neuro-2a cell lysate with MC4-R antibody. Predicted molecular weight ~37 kDa.



Flow cytometry testing of human U937 cells with MC4-R antibody at 1ug/million cells (blocked with goat sera); Red=cells alone, Green=isotype control, Blue= MC4-R antibody.

## Description

Melanocortin receptor 4 is a protein that in humans is encoded by the MC4R gene. This gene is mapped to 18q21.32. The protein encoded by this gene is a membrane-bound receptor and member of the melanocortin receptor family. The encoded protein interacts with adrenocorticotrophic and MSH hormones and is mediated by G proteins. This is an intronless gene. Defects in this gene are a cause of autosomal dominant obesity.

## Application Notes

Optimal dilution of the MC4-R antibody should be determined by the researcher.

## Immunogen

Amino acids QELRKTFKEIICCYPLGGLCDLSSRY from the human protein were used as the immunogen for the MC4-R antibody.

## Storage

After reconstitution, the MC4-R antibody can be stored for up to one month at 4oC. For long-term, aliquot and store at -20oC. Avoid repeated freezing and thawing.