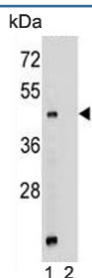


Mboat4 Antibody (F54646)

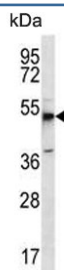
Catalog No.	Formulation	Size
F54646-0.4ML	In 1X PBS, pH 7.4, with 0.09% sodium azide	0.4 ml
F54646-0.08ML	In 1X PBS, pH 7.4, with 0.09% sodium azide	0.08 ml

[Bulk quote request](#)

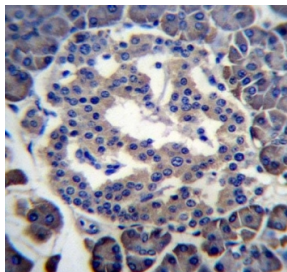
Availability	1-3 business days
Species Reactivity	Human, Mouse
Format	Purified
Clonality	Polyclonal (rabbit origin)
Isotype	Rabbit Ig
Purity	Antigen affinity purified
UniProt	Q96T53
Localization	Cytoplasmic
Applications	Western Blot : 1:500-1:2000 Immunohistochemistry (FFPE) : 1:25
Limitations	This Mboat4 antibody is available for research use only.



Western blot testing of mouse stomach lysate in the absence (1) and presence (2) of immunizing peptide with Mboat4 antibody. Predicted molecular weight ~50 kDa.



Western blot testing of human MCF7 cell lysate with Mboat4 antibody. Predicted molecular weight ~50 kDa.



IHC testing of FFPE human pancreas tissue with Mboat4 antibody. HIER: steam section in pH6 citrate buffer for 20 min and allow to cool prior to staining.

Description

MBOAT4 mediates the octanoylation of ghrelin at 'Ser-3'. Can use a variety of fatty acids as substrates including octanoic acid, decanoic acid and tetradecanoic acid.

Application Notes

The stated application concentrations are suggested starting points. Titration of the Mboat4 antibody may be required due to differences in protocols and secondary/substrate sensitivity.

Immunogen

A portion of amino acids 258-287 from the human protein was used as the immunogen for the Mboat4 antibody.

Storage

Aliquot the Mboat4 antibody and store frozen at -20oC or colder. Avoid repeated freeze-thaw cycles.