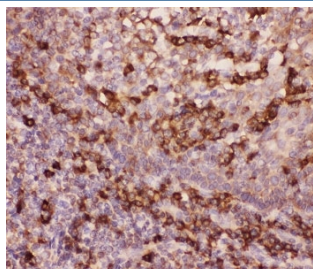


## MAC-1 Antibody / CD11b / ITGAM (R31561)

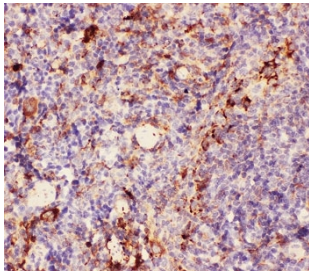
Catalog No.	Formulation	Size
R31561	0.5mg/ml if reconstituted with 0.2ml sterile DI water	100 ug

**Bulk quote request**

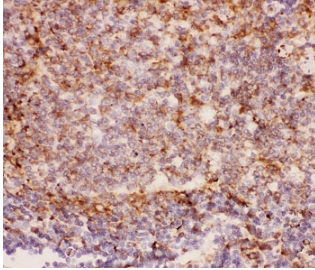
<b>Availability</b>	1-3 business days
<b>Species Reactivity</b>	Human, Mouse, Rat
<b>Format</b>	Antigen affinity purified
<b>Host</b>	Rabbit
<b>Clonality</b>	Polyclonal (rabbit origin)
<b>Isotype</b>	Rabbit IgG
<b>Purity</b>	Antigen affinity
<b>Buffer</b>	Lyophilized from 1X PBS with 2% Trehalose
<b>Gene ID</b>	3684
<b>Localization</b>	Cytoplasmic, membranous
<b>Applications</b>	Western Blot : 0.5-1ug/ml Immunohistochemistry (FFPE) : 0.5-1ug/ml Flow Cytometry : 1-3ug/10 <sup>6</sup> cells
<b>Limitations</b>	This MAC-1 antibody is available for research use only.



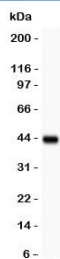
IHC-P: MAC-1 antibody testing of FFPE human tonsil tissue



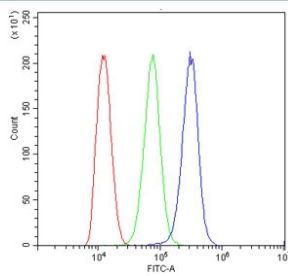
IHC-P: MAC-1 antibody testing of FFPE mouse spleen tissue



IHC-P: MAC-1 antibody testing of FFPE rat spleen tissue



Western blot testing of MAC-1 antibody and recombinant human partial protein (0.5ng)



Flow cytometry testing of human ThP-1 cells with MAC-1 antibody at 1ug/10<sup>6</sup> cells (blocked with goat sera); Red=cells alone, Green=isotype control, Blue= MAC-1 antibody.

## Description

Macrophage-1 alpha (MAC-1) or CD11b are glycoproteins encoded by the ITGAM gene. It is mapped to 16p11.2. MAC-1 has a role in vascular repair after mechanical arterial injury. It is implicated in various adhesive interactions of monocytes, macrophages and granulocytes as well as in mediating the uptake of complement-coated particles. Additionally, it likely recognizes the R-G-D peptide in C3b, and it is also a receptor for fibrinogen, factor X and ICAM1.

## Application Notes

The stated application concentrations are suggested starting amounts. Titration of the MAC-1 antibody may be required due to differences in protocols and secondary/substrate sensitivity.

1. This antibody has shown cross-reactivity with CD11c by ELISA.

## Immunogen

Human partial recombinant protein (AA 17-382) was used as the immunogen for this MAC-1 antibody.

## Storage

After reconstitution, the MAC-1 antibody can be stored for up to one month at 4oC. For long-term, aliquot and store at -20oC. Avoid repeated freezing and thawing.

## Alternate Names

Granulocyte marker