Kv2.1 Antibody (R31536)

Catalog No.	Formulation	Size
R31536	0.5mg/ml if reconstituted with 0.2ml sterile DI water	100 ug

Bulk quote request

Availability	1-3 business days
Species Reactivity	Human, Mouse, Rat
Format	Antigen affinity purified
Host	Rabbit
Clonality	Polyclonal (rabbit origin)
Isotype	Rabbit IgG
Purity	Antigen affinity
Buffer	Lyophilized from 1X PBS with 2.5% BSA and 0.025% sodium azide
Gene ID	3745
Localization	Cell membrane
Applications	Western blot: 0.5-1ug/ml Immunohistochemistry (FFPE): 0.5-1ug/ml Immunohistochemistry (Frozen): 0.5-1ug/ml
Limitations	This Kv2.1 antibody is available for research use only.



Western blot testing of Kv2.1 antibody and Lane 1: rat brain; 2: mouse brain. Predicted molecular weight ~96 kDa.

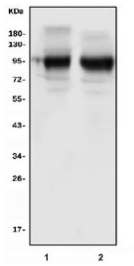

Western blot testing testing of 1) rat brain and 2) mouse brain tissue lysate with Kv2.1 antibody. Predicted molecular weight ~96 kDa.

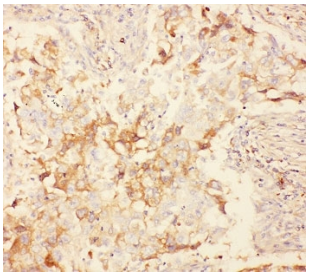

IHC-P: Kv2.1 antibody testing of human lung cancer tissue

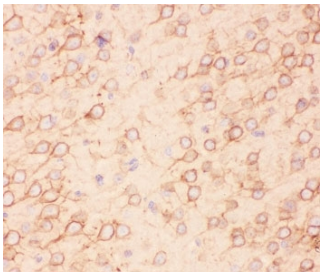

IHC-P: Kv2.1 antibody testing of mouse brain tissue

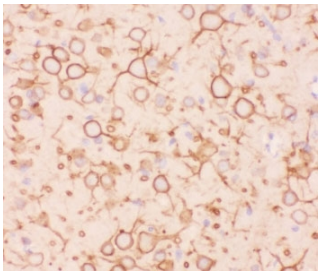

IHC-P staining of rat brain tissue

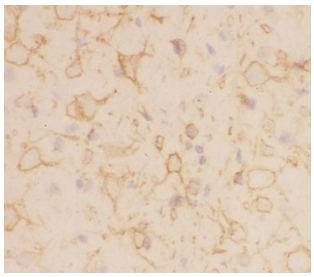

IHC-F staining of rat brain tissue

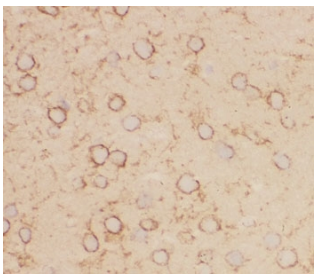

IHC-F staining of mouse brain tissue

Description

Kv2.1 also called DRK1, is a protein that in humans is encoded by the KCNB1 gene. KCNB1 is found in cardiomyocytes, skeletal muscles, vascular smooth muscles, placental vasculature, retina, and pancreatic beta-cells. It can mediates the voltage-dependent potassium ion permeability of excitable membranes. KCNB1 represent the most complex class of voltage-gated ion channels from both functional and structural standpoints. Their diverse functions include regulating neurotransmitter release, heart rate, insulin secretion, neuronal excitability, epithelial electrolyte transport, smooth muscle contraction, and cell volume.

Application Notes

The stated application concentrations are suggested starting amounts. Titration of the Kv2.1 antibody may be required due to differences in protocols and secondary/substrate sensitivity.

Immunogen

Human partial recombinant protein (AA 687-858) was used as the immunogen for this Kv2.1 antibody.

Storage

After reconstitution, the Kv2.1 antibody can be stored for up to one month at 4oC. For long-term, aliquot and store at -20oC. Avoid repeated freezing and thawing.

Copyright © NSJ Bioreagents. All rights reserved.