KIF11 Antibody / Eg5 (F55018)

Catalog No.	Formulation	Size
F55018-0.4ML	In 1X PBS, pH 7.4, with 0.09% sodium azide	0.4 ml
F55018-0.08ML	In 1X PBS, pH 7.4, with 0.09% sodium azide	0.08 ml

Bulk quote request

Availability	1-3 business days
Species Reactivity	Human, Hamster
Format	Purified
Host	Rabbit
Clonality	Polyclonal (rabbit origin)
Isotype	Rabbit Ig
Purity	Antigen affinity purified
UniProt	P52732
Localization	Cytoplasmic
Applications	Flow cytometry: 1:10-1:50 (1x10e6 cells) Western blot: 1:500-1:1000 Immunohistochemistry (FFPE): 1:50-1:100
Limitations	This KIF11 antibody is available for research use only.

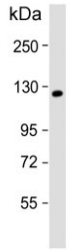

Western blot testing of human A431 cell lysate with KIF11 antibody Predicted molecular weight ~119 kDa.

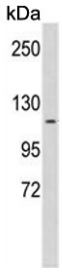

Western blot testing of (hamster) CHO cell lysate with KIF11 antibody Predicted molecular weight ~119 kDa.

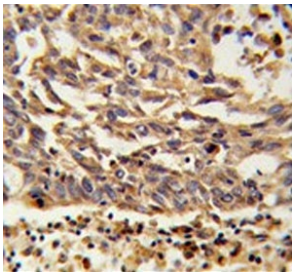

IHC testing of FFPE human lung carcinoma tissue with KIF11 antibody. HIER: steam section in pH6 citrate buffer for 20 min and allow to cool prior to staining.



Flow cytometry testing of human HeLa cells with KIF11 antibody; Blue=isotype control, Green= KIF11 antibody.

Description

KIF11 belongs to the kinesin-like protein family. Members of this protein family are known to be involved in various kinds of spindle dynamics. The function of this gene product includes chromosome positioning, centrosome separation and establishing a bipolar spindle during cell mitosis.

Application Notes

The stated application concentrations are suggested starting points. Titration of the KIF11 antibody may be required due to differences in protocols and secondary/substrate sensitivity.

Immunogen

A portion of amino acids 103-130 from the human protein was used as the immunogen for the KIF11 antibody.

Storage

Aliquot the KIF11 antibody and store frozen at -20oC or colder. Avoid repeated freeze-thaw cycles.

Copyright © NSJ Bioreagents. All rights reserved.