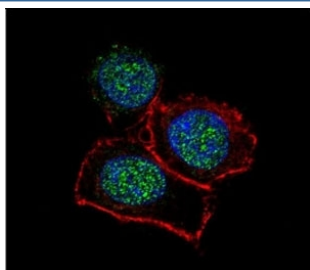


JMJD3 Antibody (KDM6B) (F40550)

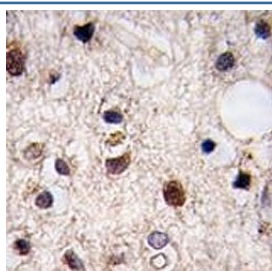
Catalog No.	Formulation	Size
F40550-0.2ML	In 1X PBS, pH 7.4, with 0.09% sodium azide	0.2 ml
F40550-0.05ML	In 1X PBS, pH 7.4, with 0.09% sodium azide	0.05 ml

Bulk quote request


Availability	1-3 business days
Species Reactivity	Human
Predicted Reactivity	Mouse
Format	Purified
Clonality	Polyclonal (rabbit origin)
Isotype	Rabbit Ig
Purity	Purified
UniProt	O15054
Applications	Western Blot : 1:1000 IHC (Paraffin) : 1:10-1:50 Immunofluorescence : 1:10-1:50
Limitations	This JMJD3 antibody is available for research use only.



Confocal immunofluorescent analysis of JMJD3 antibody with HeLa cells followed by Alexa Fluor 488-conjugated goat anti-rabbit IgG (green). Actin filaments have been labeled with Alexa Fluor 555 Phalloidin (red). DAPI was used as a nuclear counterstain (blue).



IHC analysis of FFPE human brain tissue stained with JMJD3



Western blot analysis of JMJD3 antibody and HeLa lysate

Description

Covalent modification of histones plays critical role in regulating chromatin structure and transcription. While most covalent histone modifications are reversible, only recently has it been established that methyl groups are subject to enzymatic removal from histones. A family of novel JmjC domain-containing histone demethylation (JHDM) enzymes have been identified that perform this specific function. Histone demethylation by JHDM proteins requires cofactors Fe(II) and alpha-ketoglutarate. Family members include JHDM1 (demethylating histone 3 at lysine 36), and JHDM2A as well as JMJD2CH3K9 (both of which demethylate histone 3 at lysine 9). Contributions of histone demethylase activity to tumor development, decreases in cell proliferation, and hormone-dependent transcriptional activation have been observed.

Application Notes

Titration of the JMJD3 antibody may be required due to differences in protocols and secondary/substrate sensitivity.

Immunogen

A portion of amino acids 1-30 from the human protein was used as the immunogen for this JMJD3 antibody.

Storage

Aliquot the JMJD3 antibody and store frozen at -20oC or colder. Avoid repeated freeze-thaw cycles.