ITGA6 Antibody / Integrin alpha 6 [clone 129CT49.6.5] (F40215)

Catalog No.	Formulation	Size
F40215-0.4ML	In 1X PBS, pH 7.4, with 0.09% sodium azide	0.4 ml
F40215-0.08ML	In 1X PBS, pH 7.4, with 0.09% sodium azide	0.08 ml

Bulk quote request

Availability	1-3 business days
Species Reactivity	Human
Format	Purified
Host	Mouse
Clonality	Monoclonal (mouse origin)
Isotype	Mouse IgG1
Clone Name	129CT49.6.5
Purity	Purified
UniProt	P23229
Applications	Immunohistochemistry (FFPE): 1:10-1:50 Immunofluorescence: 1:10-1:50 Flow cytometry: 1:10-1:50 Western blot: 1:500-1:1000
Limitations	This ITGA6 antibody is available for research use only.

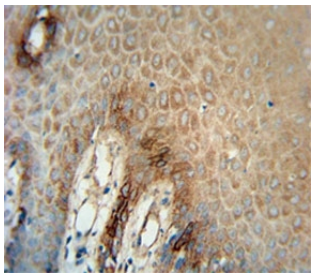

ITGA6 antibody immunohistochemistry analysis in formalin fixed and paraffin embedded human skin carcinoma.

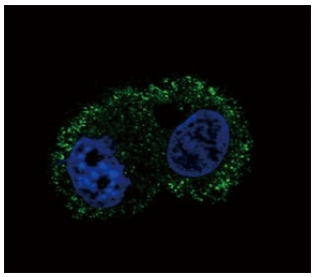

ITGA6 Antibody IF. Confocal immunofluorescent analysis of ITGA6 antibody with HepG2 cells followed by Alexa Fluor 488-conjugated goat anti-mouse IgG (green). DAPI was used as a nuclear counterstain (blue).

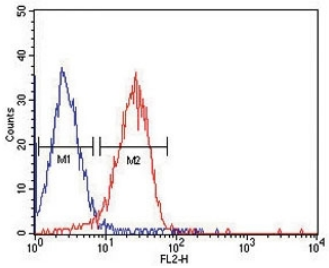

ITGA6 antibody flow cytometric analysis of HepG2 cells (red) compared to a negative control cell (blue). PE-conjugated goat-anti-mouse secondary Ab was used for the analysis.

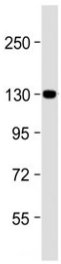

ITGA6 Antibody WB. Western blot testing of human HepG2 cell lysate with ITGA6 antibody. Predicted molecular weight ~127 kDa.

Description

ITGA6 Antibody binds Integrin alpha 6 protein. Integrins are integral cell-surface proteins composed of an alpha chain and a beta chain. A given chain may combine with multiple partners resulting in different integrins. For example, alpha 6 may combine with beta 4 in the integrin referred to as TSP180, or with beta 1 in the integrin VLA-6. Integrins are known to participate in cell adhesion as well as cell-surface mediated signaling. Two transcript variants encoding different isoforms have been found for this gene.

This antibody is part of a broader antibody panel offered by NSJ Bioreagents.

Application Notes

Titration of the ITGA6 antibody may be required due to differences in protocols and secondary/substrate sensitivity.

Immunogen

Recombinant protein was used to produce this monoclonal ITGA6 antibody.

Storage

Aliquot the ITGA6 antibody and store frozen at -20oC or colder. Avoid repeated freeze-thaw cycles.

Copyright © NSJ Bioreagents. All rights reserved.