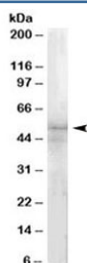


## IRAK4 Antibody (R34843)

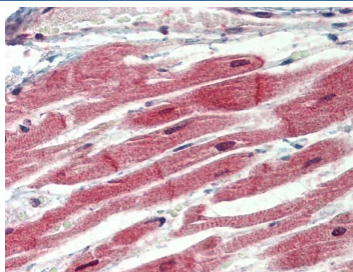
Catalog No.	Formulation	Size
R34843-100UG	0.5 mg/ml in 1X TBS, pH7.3, with 0.5% BSA (US sourced) and 0.02% sodium azide	100 ug

[Bulk quote request](#)

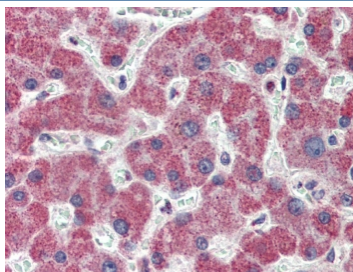
Availability	1-3 business days
Species Reactivity	Human, Mouse
Format	Antigen affinity purified
Host	Goat
Clonality	Polyclonal (goat origin)
Isotype	Goat Ig
Purity	Antigen affinity
Gene ID	51135
Localization	Cytoplasmic
Applications	Western Blot : 1-3ug/ml IHC (FFPE) : 3-6ug/ml ELISA (peptide) LOD : 1:32000
Limitations	This IRAK4 antibody is available for research use only.



Western blot testing of HeLa lysate with IRAK4 antibody at 1ug/ml. Predicted molecular weight: ~52 kDa.



IHC testing of FFPE human heart tissue with IRAK4 antibody at 3.75ug/ml. Steamed antigen retrieval with citrate buffer pH 6, AP-staining.



IHC testing of FFPE human liver tissue with IRAK4 antibody at 3.75ug/ml. Steamed antigen retrieval with citrate buffer pH 6, AP-staining.

## Description

Additional name(s) for this target protein: Interleukin-1 receptor-associated kinase 4

## Application Notes

Optimal dilution of the IRAK4 antibody should be determined by the researcher.

## Immunogen

Amino acids NKPITPSTYVRC were used as the immunogen for this IRAK4 antibody. This sequence is specific to isoform 1.

## Storage

Aliquot and store the IRAK4 antibody at -20oC.