Integrin linked kinase Antibody (F50637)

Catalog No.	Formulation	Size
F50637-0.4ML	In 1X PBS, pH 7.4, with 0.09% sodium azide	0.4 ml
F50637-0.08ML	In 1X PBS, pH 7.4, with 0.09% sodium azide	0.08 ml

Bulk quote request

Availability	1-3 business days
Species Reactivity	Human
Predicted Reactivity	Bovine, Rat
Format	Purified
Host	Rabbit
Clonality	Polyclonal (rabbit origin)
Isotype	Rabbit Ig
Purity	Purified
UniProt	O55222
Localization	Cytoplasmic
Applications	Western blot: 1:1000 IHC (Paraffin): 1:50-1:100
Limitations	This Integrin linked kinase antibody is available for research use only.

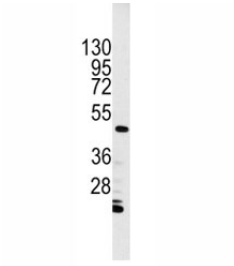

Western blot analysis of Integrin linked kinase antibody and HL-60 cell lysate. Expected molecular weight: 51-59 kDa.

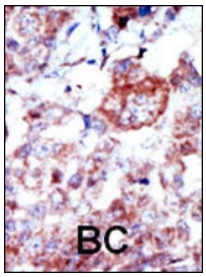

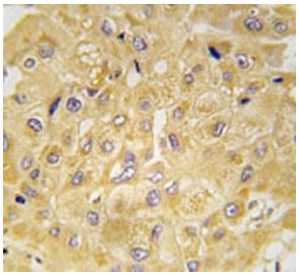

IHC analysis of FFPE human hepatocarcinoma tissue stained with Integrin linked kinase antibody

Description

Transduction of extracellular matrix signals through integrins influences intracellular and extracellular functions, and appears to require interaction of integrin cytoplasmic domains with cellular proteins. Integrin-linked kinase (ILK), interacts with the cytoplasmic domain of beta-1 integrin. ILK encodes a predicted 451-amino acid protein, with an apparent molecular weight of 59 kD. The ILK protein is a serine/threonine protein kinase with 4 ankyrin-like repeats. ILK regulates integrin-mediated signal transduction.

Application Notes

Titration of the Integrin linked kinase antibody may be required due to differences in protocols and secondary/substrate sensitivity.

Immunogen

A portion of amino acids 11-41 from the mouse protein was used as the immunogen for this Integrin linked kinase antibody.

Storage

Aliquot the Integrin linked kinase antibody and store frozen at -20oC or colder. Avoid repeated freeze-thaw cycles.

Ordering: Phone: 858.663.9055 | Fax: 1.267.821.0800 | Email: info@nsjbio.com
Copyright © NSJ Bioreagents. All rights reserved.