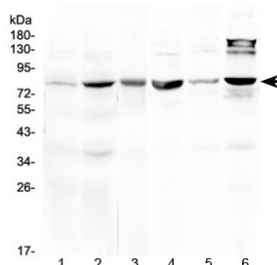


HSD17B4 Antibody (R32735)

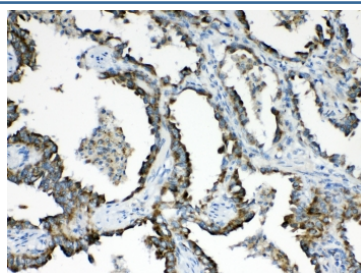
Catalog No.	Formulation	Size
R32735	0.5mg/ml if reconstituted with 0.2ml sterile DI water	100 ug

Bulk quote request

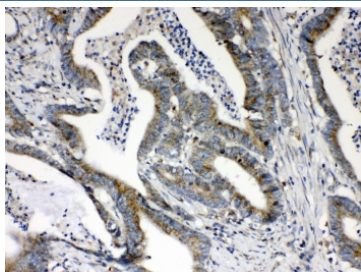
Availability	1-3 business days
Species Reactivity	Human, Mouse, Rat
Format	Antigen affinity purified
Clonality	Polyclonal (rabbit origin)
Isotype	Rabbit IgG
Purity	Antigen affinity
Buffer	Lyophilized from 1X PBS with 2.5% BSA, 0.025% sodium azide
UniProt	P51659
Localization	Cytoplasmic
Applications	Western Blot : 0.5-1ug/ml IHC (FFPE) : 1-2ug/ml
Limitations	This HSD17B4 antibody is available for research use only.



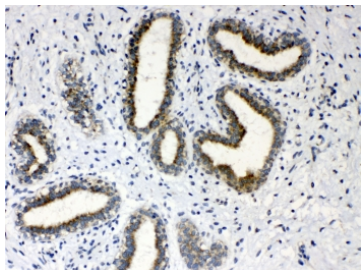
Western blot testing of 1) rat liver, 2) mouse liver, 3) mouse heart, 4) mouse testis, 5) human MCF7 and 6) human HeLa lysate at 0.5ug/ml. Predicted molecular weight ~80 kDa.



IHC testing of FFPE human lung cancer tissue with HSD17B4 antibody at 1ug/ml. Required HIER: steam section in pH6 citrate buffer for 20 min and allow to cool prior to testing.



IHC testing of FFPE human intestinal cancer tissue with HSD17B4 antibody at 1ug/ml. Required HIER: steam section in pH6 citrate buffer for 20 min and allow to cool prior to testing.



IHC testing of FFPE human breast cancer tissue with HSD17B4 antibody at 1ug/ml. Required HIER: steam section in pH6 citrate buffer for 20 min and allow to cool prior to testing.

Description

Peroxisomal multifunctional enzyme type 2 is a protein that in humans is encoded by the HSD17B4 gene. The protein encoded by this gene is a bifunctional enzyme that is involved in the peroxisomal beta-oxidation pathway for fatty acids. It also acts as a catalyst for the formation of 3-ketoacyl-CoA intermediates from both straight-chain and 2-methyl-branched-chain fatty acids. Defects in this gene that affect the peroxisomal fatty acid beta-oxidation activity are a cause of D-bifunctional protein deficiency (DBPD). An apparent pseudogene of this gene is present on chromosome 8. Multiple alternatively spliced transcript variants encoding distinct isoforms have been found for this gene.

Application Notes

Optimal dilution of the HSD17B4 antibody should be determined by the researcher.

Immunogen

Amino acids D510-L736 from the human protein were used as the immunogen for the HSD17B4 antibody.

Storage

After reconstitution, the HSD17B4 antibody can be stored for up to one month at 4oC. For long-term, aliquot and store at -20oC. Avoid repeated freezing and thawing.