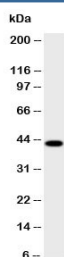


HSD17B2 Antibody (R30683)

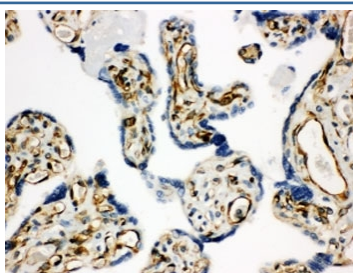
Catalog No.	Formulation	Size
R30683	0.5mg/ml if reconstituted with 0.2ml sterile DI water	100 ug

Bulk quote request

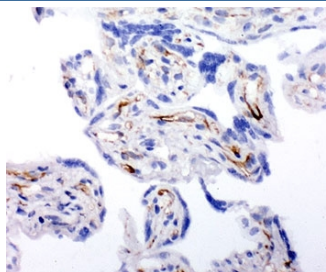
Availability	1-3 business days
Species Reactivity	Human
Format	Antigen affinity purified
Clonality	Polyclonal (rabbit origin)
Isotype	Rabbit IgG
Purity	Antigen affinity
Buffer	Lyophilized from 1X PBS with 2.5% BSA and 0.025% sodium azide/thimerosal
UniProt	P37059
Applications	Western Blot : 0.5-1ug/ml IHC (FFPE) : 0.5-1ug/ml IHC (Frozen) : 0.5-1ug/ml
Limitations	This HSD17B2 antibody is available for research use only.



Western blot testing of HSD17B2 antibody and human placenta lysate; Predicted size: 43KD; Observed size: 43KD



IHC-P: HSD17B2 antibody testing of human placenta tissue



IHC-F testing of human placenta tissue

Description

HSD17B2(17-beta-hydroxysteroid dehydrogenase II), also called 17-beta-HSD II, is an enzyme with 387 amino acids, a predicted molecular weight of 42,782D, and associate with the membranes of the endoplasmic reticulum. The type 2 enzyme is capable of catalyzing the interconversion of testosterone and androstenedione, as well as estradiol and estrone. HSD17B2 mRNA was detected in 18 of 42 (43%) adenomas but not in prolactinomas. In the human endometrium, inactivation of 17-beta-estradiol to estrone is catalyzed by HSD17B2. And it activity distinguishing between disease-free and diseased endometria. It efficiently catalyzes the oxidative metabolism of androgens and estrogens, and it is expressed in a large series of human peripheral tissues. The previous paradigm that HSD17B2 activity in the endometrium is elevated during the secretory phase is confined to diseased endometrium but not to disease-free endometrium.

Application Notes

The stated application concentrations are suggested starting amounts. Titration of the HSD17B2 antibody may be required due to differences in protocols and secondary/substrate sensitivity.

Immunogen

Amino acids 373-387 (MPRALRMPNYKKKAT-human) were used as the immunogen for this HSD17B2 antibody.

Storage

After reconstitution, the HSD17B2 antibody can be stored for up to one month at 4oC. For long-term, aliquot and store at -20oC. Avoid repeated freezing and thawing.