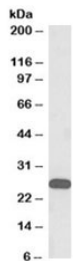


HOXC6 Antibody (R35089)

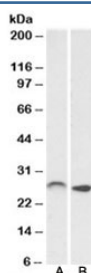
Catalog No.	Formulation	Size
R35089-100UG	0.5 mg/ml in 1X TBS, pH7.3, with 0.5% BSA (US sourced) and 0.02% sodium azide	100 ug

[Bulk quote request](#)


Availability	1-3 business days
Species Reactivity	Human, Mouse, Rat, Pig
Predicted Reactivity	Cow, Dog
Format	Antigen affinity purified
Host	Goat
Clonality	Polyclonal (goat origin)
Isotype	Goat Ig
Purity	Antigen affinity
Gene ID	3223
Applications	Western Blot : 0.3-1ug/ml ELISA (peptide) LOD : 1:128000
Limitations	This HOXC6 antibody is available for research use only.



Western blot testing of human olfactory bulb lysate with HOXC6 antibody at 0.3ug/ml.
Predicted molecular weight: ~27kDa.



Western blot of mouse (A) and rat (B) brain lysates with HOXC6 antibody at 0.01ug/ml.
Predicted molecular weight: ~27kDa.



Western blot of pig brain lysates with HOXC6 antibody at 0.03ug/ml. Predicted molecular weight: ~27kDa.

Description

Additional name(s) for this target protein: Homeobox C6, CP25, HHO.C8, HOX3, HOX3C

Application Notes

Optimal dilution of the HOXC6 antibody should be determined by the researcher.

1. This HOXC6 antibody is specific for isoform 1.

Immunogen

Amino acids PIVALNSTAYDPVRH were used as the immunogen for this HOXC6 antibody.

Storage

Aliquot and store the HOXC6 antibody at -20oC.