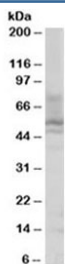


HNF4A Antibody (R35678)

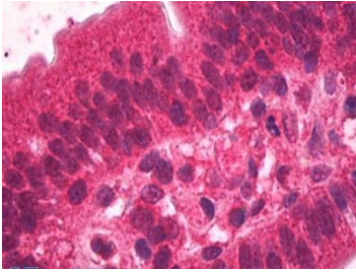
Catalog No.	Formulation	Size
R35678-100UG	0.5 mg/ml in 1X TBS, pH7.3, with 0.5% BSA (US sourced) and 0.02% sodium azide	100 ug

[Bulk quote request](#)


Availability	1-3 business days
Species Reactivity	Human, Mouse
Predicted Reactivity	Dog, Pig
Format	Antigen affinity purified
Host	Goat
Clonality	Polyclonal (goat origin)
Isotype	Goat Ig
Purity	Antigen affinity
Gene ID	P41235
Localization	Predominantly nuclear, present in cytoplasm in cells with high HNF4A expression
Applications	Western Blot : 0.1-0.5ug/ml IHC (FFPE) : 2ug/ml ELISA (peptide) LOD : 1:32000
Limitations	This HNF4A antibody is available for research use only.



Western blot testing of human HepG2 lysate with HNF4A antibody at 0.1ug/ml. Predicted molecular weight ~53/52/47 kDa (isoforms 1/2/3).



IHC testing of FFPE human small intestine tissue with HNF4A antibody at 2ug/ml.
Required HIER: steamed antigen retrieval with pH6 citrate buffer; AP-staining.



Western blot testing of mouse small intestine lysate with HNF4A antibody at 0.5ug/ml.
Predicted molecular weight ~53/51.5 kDa (long/short form).

Description

Additional name(s) for this target protein: Hepatic nuclear factor 4 alpha

Application Notes

Optimal dilution of the HNF4A antibody should be determined by the researcher.

1. This HNF4A antibody will detect isoform a/b/c.

Immunogen

Amino acids RLSKTLVDMDMADY were used as the immunogen for this HNF4A antibody.

Storage

Aliquot and store the HNF4A antibody at -20oC.