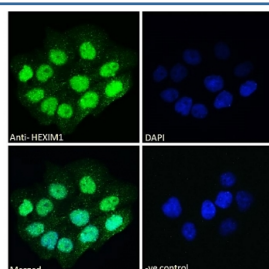


HEXIM1 Antibody (R34272)

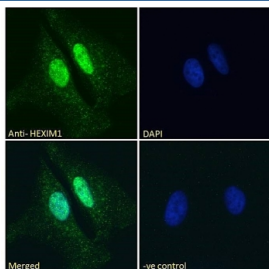
Catalog No.	Formulation	Size
R34272-100UG	0.5 mg/ml in 1X TBS, pH7.3, with 0.5% BSA (US sourced) and 0.02% sodium azide	100 ug

[Bulk quote request](#)

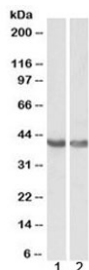
Availability	1-3 business days
Species Reactivity	Human, Mouse
Format	Antigen affinity purified
Host	Goat
Clonality	Polyclonal (goat origin)
Isotype	Goat Ig
Purity	Antigen affinity
Gene ID	10614
Localization	Nuclear, cytoplasmic
Applications	Western Blot : 0.1-1ug/ml Immunofluorescence : 10ug/ml ELISA (peptide) LOD : 1:64000
Limitations	This HEXIM1 antibody is available for research use only.



Immunofluorescent staining of fixed and permeabilized human A431 cells with HEXIM1 antibody (green) at 10ug/ml and DAPI nuclear stain (blue).



Immunofluorescent staining of fixed and permeabilized human HeLa cells with HEXIM1 antibody (green) at 10ug/ml and DAPI nuclear stain (blue).



Western blot testing of 1) human heart and 2) mouse heart lysate with HEXIM1 antibody at 0.1ug/ml. Predicted molecular weight: ~41 kDa but routinely observed at ~65 kDa.

Description

Additional name(s) for this target protein: Hexamethylene bis-acetamide inducible 1

Application Notes

Optimal dilution of the HEXIM1 antibody should be determined by the researcher.

Immunogen

Amino acids HRQQERAPLSKFGD were used as the immunogen for this HEXIM1 antibody.

Storage

Aliquot and store the HEXIM1 antibody at -20oC.