Growth Hormone Antibody / GH1 [clone GH/3155] (V7807)

Catalog No.	Formulation	Size
V7807-100UG	0.2 mg/ml in 1X PBS with 0.1 mg/ml BSA (US sourced) and 0.05% sodium azide	100 ug
V7807-20UG	0.2 mg/ml in 1X PBS with 0.1 mg/ml BSA (US sourced) and 0.05% sodium azide	20 ug
V7807SAF-100UG	1 mg/ml in 1X PBS; BSA free, sodium azide free	100 ug

Bulk quote request

Availability	1-3 business days
Species Reactivity	Human
Format	Purified
Host	Mouse
Clonality	Monoclonal (mouse origin)
Isotype	Mouse IgG1, kappa
Clone Name	GH/3155
Purity	Protein G affinity chromatography
UniProt	P01241
Localization	Cytoplasmic
Applications	Immunohistochemistry (FFPE): 1-2ug/ml
Limitations	This Growth Hormone antibody is available for research use only.

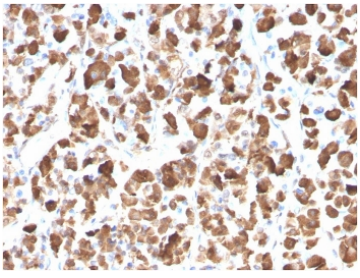

IHC testing of FFPE human pituitary with Growth Hormone antibody (clone GH/3155). Required HIER: boil tissue sections in pH 9 10mM Tris with 1mM EDTA for 10-20 min.

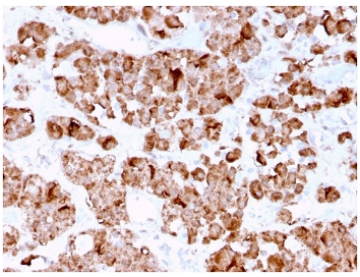

IHC testing of FFPE human pituitary with Growth Hormone antibody (clone GH/3155). Required HIER: boil tissue sections in pH 9 10mM Tris with 1mM EDTA for 10-20 min.

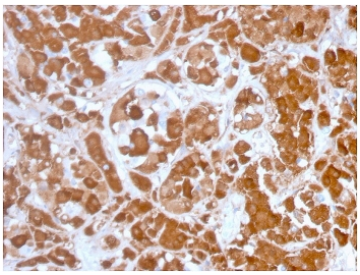

IHC testing of FFPE human pituitary with Growth Hormone antibody (clone GH/3155). Required HIER: boil tissue sections in pH 9 10mM Tris with 1mM EDTA for 10-20 min.

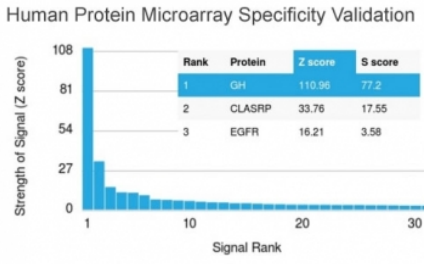

Analysis of HuProt(TM) microarray containing more than 19,000 full-length human proteins using Growth Hormone antibody (clone GH/3155). These results demonstrate the foremost specificity of the GH/3155 mAb.
Z- and S- score: The Z-score represents the strength of a signal that an antibody (in combination with a fluorescently-tagged anti-IgG secondary Ab) produces when binding to a particular protein on the HuProt(TM) array. Z-scores are described in units of standard deviations (SD's) above the mean value of all signals generated on that array. If the targets on the HuProt(TM) are arranged in descending order of the Z-score, the S-score is the difference (also in units of SD's) between the Z-scores. The S-score therefore represents the relative target specificity of an Ab to its intended target.

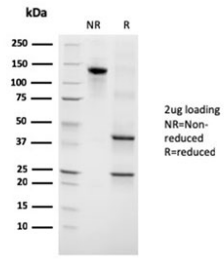

SDS-PAGE analysis of purified, BSA-free recombinant Growth Hormone antibody (clone GH/3155) as confirmation of integrity and purity.

Description

Pituitary growth hormone (GH) plays a crucial role in stimulating and controlling the growth, metabolism and differentiation of many mammalian cell types by modulating the synthesis of multiple mRNA species. These effects are mediated by the binding of GH to its membrane-bound receptor, GHR, and involve a phosphorylation cascade that results in the modulation of numerous signaling pathways. GH is synthesized by acidophilic or somatotropic cells of the anterior pituitary gland. Anti-GH is a useful marker in classification of pituitary tumors and the study of pituitary disease (acromegaly).

Application Notes

Optimal dilution of the Growth Hormone antibody should be determined by the researcher.

Immunogen

A full-length of human Growth Hormone protein was used as the immunogen for the Growth Hormone antibody.

Storage

Store the Growth Hormone antibody at 2-8oC (with azide) or aliquot and store at -20oC or colder (without azide).

Copyright © NSJ Bioreagents. All rights reserved.