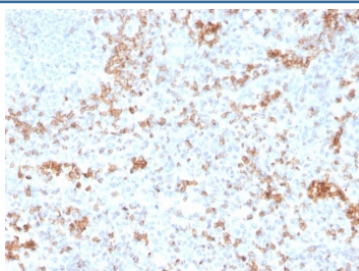


Granzyme B Antibody [clone GZMB/3055] (V7834)

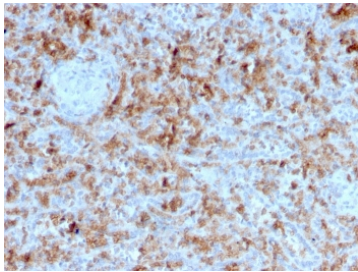
Catalog No.	Formulation	Size
V7834-100UG	0.2 mg/ml in 1X PBS with 0.1 mg/ml BSA (US sourced) and 0.05% sodium azide	100 ug
V7834-20UG	0.2 mg/ml in 1X PBS with 0.1 mg/ml BSA (US sourced) and 0.05% sodium azide	20 ug
V7834SAF-100UG	1 mg/ml in 1X PBS; BSA free, sodium azide free	100 ug

[Bulk quote request](#)

Availability	1-3 business days
Species Reactivity	Human
Format	Purified
Clonality	Monoclonal (mouse origin)
Isotype	Mouse IgG
Clone Name	GZMB/3055
Purity	Protein G affinity chromatography
UniProt	P10144
Localization	Cytoplasmic
Applications	Immunohistochemistry (FFPE) : 1-2ug/ml
Limitations	This Granzyme B antibody is available for research use only.

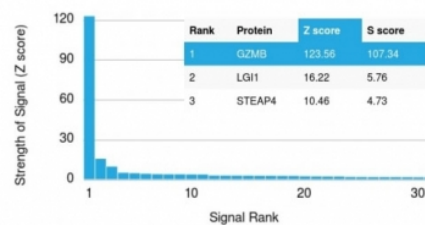


IHC staining of FFPE human spleen with Granzyme B antibody (clone GZMB/3055).
 HIER: boil tissue sections in pH 9 10mM Tris with 1mM EDTA for 10-20 min and allow to cool before testing.



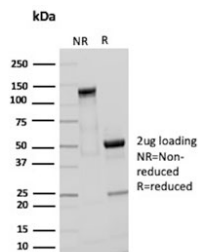
IHC staining of FFPE human spleen with Granzyme B antibody (clone GZMB/3055).
HIER: boil tissue sections in pH 9 10mM Tris with 1mM EDTA for 10-20 min and allow to cool before testing.

Human Protein Microarray Specificity Validation



Analysis of HuProt(TM) microarray containing more than 19,000 full-length human proteins using Granzyme B antibody (clone GZMB/3055). These results demonstrate the foremost specificity of the GZMB/3055 mAb.

Z- and S- score: The Z-score represents the strength of a signal that an antibody (in combination with a fluorescently-tagged anti-IgG secondary Ab) produces when binding to a particular protein on the HuProt(TM) array. Z-scores are described in units of standard deviations (SD's) above the mean value of all signals generated on that array. If the targets on the HuProt(TM) are arranged in descending order of the Z-score, the S-score is the difference (also in units of SD's) between the Z-scores. The S-score therefore represents the relative target specificity of an Ab to its intended target.



SDS-PAGE analysis of purified, BSA-free Granzyme B antibody (clone GZMB/3055) as confirmation of integrity and purity.

Description

Granzyme B is a member of the granule serine protease family stored specifically in NK cells or cytotoxic T cells. Cytolytic T lymphocytes (CTL) and natural killer (NK) cells share the ability to recognize, bind, and lyse specific target cells. They are thought to protect their host by lysing cells bearing on their surface 'nonself' antigens, usually peptides or proteins resulting from infection by intracellular pathogens. Granzyme B is crucial for the rapid induction of target cell apoptosis by CTLs in the cell-mediated immune response. Granzyme B is useful as a marker in the identification of NK/T-cell lymphomas. High percentages of cytotoxic T-cells have been shown to be an unfavorable prognostic indicator in Hodgkin's Disease.

Application Notes

Optimal dilution of the Granzyme B antibody should be determined by the researcher.

Immunogen

A recombinant human partial protein (amino acids 73-187) was used as the immunogen for the Granzyme B antibody.

Storage

Store the Granzyme B antibody at 2-8oC (with azide) or aliquot and store at -20oC or colder (without azide).

