

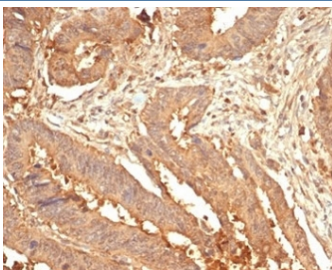
## Galectin 3 Antibody [clone LGALS3/7036R] (V8855)

Catalog No.	Formulation	Size
V8855-100UG	0.2 mg/ml in 1X PBS with 0.1 mg/ml BSA (US sourced), 0.05% sodium azide	100 ug
V8855-20UG	0.2 mg/ml in 1X PBS with 0.1 mg/ml BSA (US sourced), 0.05% sodium azide	20 ug
V8855SAF-100UG	1 mg/ml in 1X PBS; BSA free, sodium azide free	100 ug

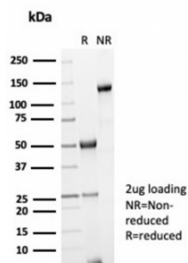
Recombinant **RABBIT MONOCLONAL**

[Bulk quote request](#)

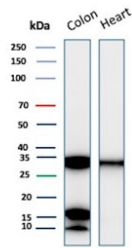
<b>Availability</b>	1-3 business days
<b>Species Reactivity</b>	Human
<b>Format</b>	Purified
<b>Host</b>	Rabbit
<b>Clonality</b>	Recombinant Rabbit Monoclonal
<b>Isotype</b>	Rabbit IgG, kappa
<b>Clone Name</b>	LGALS3/7036R
<b>Purity</b>	Protein A/G affinity
<b>UniProt</b>	P17931
<b>Localization</b>	Cytoplasmic, nuclear
<b>Applications</b>	Immunohistochemistry (FFPE) : 1-2ug/ml Western Blot : 2-4ug/ml
<b>Limitations</b>	This Galectin 3 antibody is available for research use only.



IHC staining of FFPE human colon tissue with Galectin 3 antibody (clone LGALS3/7036R). HIER: boil tissue sections in pH 9 10mM Tris with 1mM EDTA for 20 min and allow to cool before testing.



SDS-PAGE analysis of purified, BSA-free Galectin 3 antibody (LGALS3/7036R) as confirmation of integrity and purity.



Western blot testing of human colon and heart tissue lysate with recombinant Galectin 3 antibody (clone LGALS3/7036R). Predicted molecular weight ~26 kDa.

## Description

Galectin-3 is a member of the beta-galactosidase-binding lectin family. It is associated with cell growth, adhesion, inflammation, mRNA processing, and apoptosis. Aberrant expression of Galectin-3 is related to malignant transformation and metastasis in carcinomas of the breast, colon and thyroid. Galectin-3 reactivity can be seen in the nucleus of neutrophils, vascular endothelium, carcinomas of the colon, breast, and thyroid. Galectin-3 may be useful in the differentiation of benign and malignant thyroid neoplasms. Galectin-3 may also be useful in the identification of certain liver disorders.

## Application Notes

Optimal dilution of the Galectin 3 antibody should be determined by the researcher.

## Immunogen

A portion of amino acids 150-200 from the human protein was used as the immunogen for the Galectin 3 antibody.

## Storage

Aliquot the Galectin 3 antibody and store frozen at -20oC or colder. Avoid repeated freeze-thaw cycles.