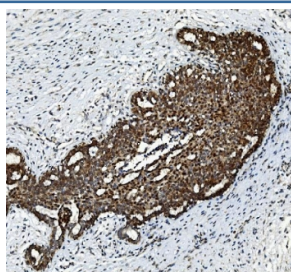


## FGF2 Antibody (RQ4569)

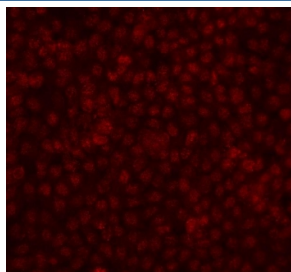
Catalog No.	Formulation	Size
RQ4569	0.5mg/ml if reconstituted with 0.2ml sterile DI water	100 ug

**Bulk quote request**

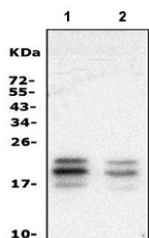
<b>Availability</b>	1-3 business days
<b>Species Reactivity</b>	Human
<b>Format</b>	Antigen affinity purified
<b>Clonality</b>	Polyclonal (rabbit origin)
<b>Isotype</b>	Rabbit IgG
<b>Purity</b>	Antigen affinity purified
<b>Buffer</b>	Lyophilized from 1X PBS with 2% Trehalose and 0.025% sodium azide
<b>UniProt</b>	P09038
<b>Localization</b>	Nucleus, Cytoplasm
<b>Applications</b>	Western Blot : 0.5-1ug/ml Immunohistochemistry (FFPE) : 2-5ug/ml Immunofluorescence : 5ug/ml ELISA (Capture) : 1-5ug/ml (human recombinant protein)
<b>Limitations</b>	This FGF2 antibody is available for research use only.



IHC staining of FFPE human breast cancer tissue with FGF2 antibody. HIER: boil tissue sections in pH8 EDTA for 20 min and allow to cool before testing.



Immunofluorescent staining of FFPE human A431 cells with FGF2 antibody. HIER: steam section in pH6 citrate buffer for 20 min.



Western blot testing of human 1) SK-OV-3 and 2) HeLa cell lysate with FGF2 antibody. Predicted molecular weight: 17-31 kDa (multiple isoforms).

## Description

FGF2 has been implicated in a multitude of physiologic and pathologic processes, including limb development, angiogenesis, wound healing, and tumor growth. Human FGF2 shares 96% and 97% amino acid sequence homology with mouse and rat respectively. FGF2 belongs to the fibroblast growth factor (FGF) family. Fibroblast growth factors (FGFs) exhibit widespread mitogenic and neurotrophic activities. Nine members of the family are currently known, and FGF-1 and FGF-2 are present in relatively high levels in CNS. FGF-2 is expressed by at low levels in many tissues and cell types and reaches high concentrations in brain and pituitary.

## Application Notes

Optimal dilution of the FGF2 antibody should be determined by the researcher.

## Immunogen

Amino acids P143-S288 from the human protein were used as the immunogen for the FGF2 antibody.

## Storage

After reconstitution, the FGF2 antibody can be stored for up to one month at 4°C. For long-term, aliquot and store at -20°C. Avoid repeated freezing and thawing.