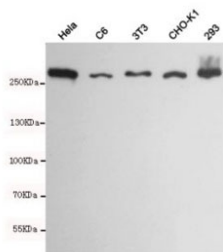


Fatty Acid Synthase Antibody / FASN [clone 2F9-B2-B6] (F54003)

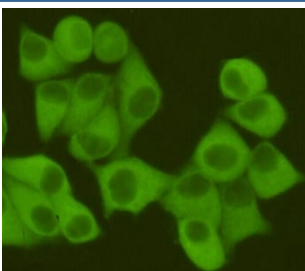
Catalog No.	Formulation	Size
F54003-0.1ML	In PBS with 50% glycerol and 0.03% ProClin 300	0.1 ml

[Bulk quote request](#)

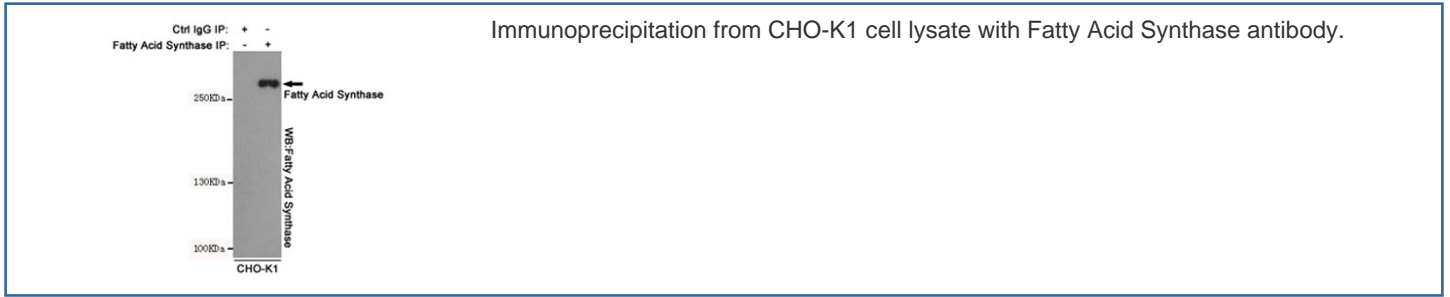
Availability	1-3 business days
Species Reactivity	Human, Mouse, Rat, Hamster, Primate
Format	Purified
Host	Mouse
Clonality	Monoclonal (mouse origin)
Isotype	Mouse IgG2a
Clone Name	2F9-B2-B6
Purity	Protein G affinity
UniProt	P49327
Applications	Western Blot : 1:1000 ICC/IF : 1:400 Immunoprecipitation : suitable
Limitations	This Fatty Acid Synthase antibody is available for research use only.



Western blot testing of Fatty Acid Synthase in human HeLa, rat C6, mouse NIH3T3, hamster CHO-K1 and human 293 cell lysates using Fatty Acid Synthase antibody at 1:1000. Predicted molecular weight ~270 kDa.



ICC/IF staining of HeLa cells fixed with 4% Paraformaldehyde, using Fatty Acid Synthase antibody at 1:400.



Description

Fatty acid synthetase catalyzes the formation of long-chain fatty acids from acetyl-CoA, malonyl-CoA and NADPH. This multifunctional protein has 7 catalytic activities and an acyl carrier protein.

Application Notes

The stated application concentrations are suggested starting points. Titration of the Fatty Acid Synthase antibody may be required due to differences in protocols and secondary/substrate sensitivity.

Immunogen

A human recombinant partial protein was used as the immunogen for this Fatty Acid Synthase antibody.

Storage

Store the Fatty Acid Synthase antibody at -20°C.