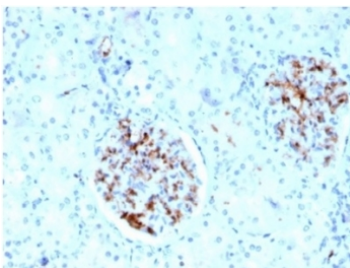


Fatty Acid Binding Protein 4 Antibody / FABP4 [clone FABP4/4429] (V9642)

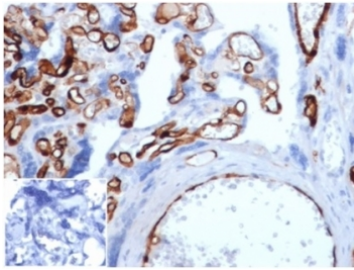
Catalog No.	Formulation	Size
V9642-100UG	0.2 mg/ml in 1X PBS with 0.1 mg/ml BSA (US sourced), 0.05% sodium azide	100 ug
V9642-20UG	0.2 mg/ml in 1X PBS with 0.1 mg/ml BSA (US sourced), 0.05% sodium azide	20 ug
V9642SAF-100UG	1 mg/ml in 1X PBS; BSA free, sodium azide free	100 ug

[Bulk quote request](#)


Availability	1-3 business days
Species Reactivity	Human
Format	Purified
Host	Mouse
Clonality	Monoclonal (mouse origin)
Isotype	Mouse IgG2b, kappa
Clone Name	FABP4/4429
Purity	Protein A/G affinity
UniProt	P15090
Localization	Cytoplasm, Nucleus
Applications	Immunohistochemistry (FFPE) : 1-2ug/ml
Limitations	This Fatty Acid Binding Protein 4 antibody is available for research use only.



Fatty Acid Binding Protein 4 Antibody Kidney IHC. Immunohistochemistry staining of FFPE human kidney tissue with Fatty Acid Binding Protein 4 antibody (clone FABP4/4429) at 2ug/ml in PBS for 30min RT. HIER: boil tissue sections in pH 9 10mM Tris with 1mM EDTA for 20 min and allow to cool before testing.



IHC staining of FFPE human placental tissue with Fatty Acid Binding Protein 4 antibody (clone FABP4/4429) at 2ug/ml. Negative control inset: PBS instead of primary antibody to control for secondary binding. HIER: boil tissue sections in pH 9 10mM Tris with 1mM EDTA for 20 min and allow to cool before testing.



SDS-PAGE analysis of purified, BSA-free Fatty Acid Binding Protein 4 antibody (clone FABP4/4429) as confirmation of integrity and purity.

Description

Fatty acid-binding proteins, designated FABPs, are a family of homologous, cytoplasmic proteins that are expressed in a highly tissue-specific manner and play an integral role in the balance between lipid and carbohydrate metabolism.

Additional studies involving adipocyte biology, lipid transport signaling, and metabolic-inflammatory pathway regulation may benefit from our [FABP4 antibody](#) page featuring clone FABP4/4424 with HuProt protein microarray specificity validation.

Application Notes

Optimal dilution of the Fatty Acid Binding Protein 4 antibody should be determined by the researcher.

Immunogen

A portion of amino acids 1-132 was used as the immunogen for the Fatty Acid Binding Protein 4 antibody.

Storage

Aliquot the Fatty Acid Binding Protein 4 antibody and store frozen at -20oC or colder. Avoid repeated freeze-thaw cycles.