# EZH2 Antibody / Epigenetic Regulation and PRC2 Complex Marker Antibody [clone EZH2/2536] (V7761)

| Catalog No. | Formulation | Size |
|---|---|---|
| V7761-100UG | 0.2 mg/ml in 1X PBS with 0.1 mg/ml BSA (US sourced) and 0.05% sodium azide | 100 ug |
| V7761-20UG | 0.2 mg/ml in 1X PBS with 0.1 mg/ml BSA (US sourced) and 0.05% sodium azide | 20 ug |
| V7761SAF-100UG | 1 mg/ml in 1X PBS; BSA free, sodium azide free | 100 ug |

## Bulk quote request

| | |
|---|---|
| **Availability** | 1-3 business days |
| **Species Reactivity** | Human |
| **Format** | Purified |
| **Host** | Mouse |
| **Clonality** | Monoclonal (mouse origin) |
| **Isotype** | Mouse IgG2a, kappa |
| **Clone Name** | EZH2/2536 |
| **Purity** | Protein G affinity chromatography |
| **UniProt** | Q15910 |
| **Applications** | Western blot: 1-2ug/ml<br>Flow cytometry: 1-2ug/million cells |
| **Limitations** | This EZH2 Antibody / Epigenetic Regulation and PRC2 Complex Marker Antibody is available for research use only. |

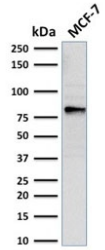


EZH2 Antibody MCF7 WB. Western blot analysis of human MCF7 cell lysate using EZH2 antibody detects a prominent band at approximately 80â€“90 kDa, consistent with the expected molecular weight range of EZH2, a PRC2-associated histone methyltransferase involved in epigenetic regulation and transcriptional repression; detection was performed with clone EZH2/2536.

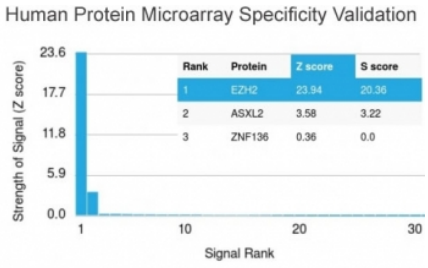


EZH2 Antibody HuProt Microarray Validation. Analysis of a HuProt(TM) human protein microarray containing more than 19,000 full-length proteins using EZH2 antibody demonstrates highly selective recognition of EZH2, with the strongest signal corresponding to the intended target and clear separation from non-target proteins, supporting proteome-wide specificity for this PRC2-associated epigenetic regulator; detection was performed with clone EZH2/2536. Z- and S-scores reflect signal strength and relative target specificity across the protein array.




SDS-PAGE analysis of purified, BSA-free EZH2 antibody as confirmation of integrity and purity.

## Description

Enhancer of zeste homolog 2 (EZH2), also known as KMT6, is a catalytic component of the Polycomb Repressive Complex 2 (PRC2) and functions as a histone lysine methyltransferase that regulates chromatin structure and transcriptional silencing. EZH2 catalyzes methylation of histone H3 lysine 27 (H3K27), generating repressive chromatin marks associated with gene suppression and epigenetic regulation. Through this activity, EZH2 contributes to maintenance of cellular identity, developmental gene regulation, and control of differentiation-associated transcriptional programs.

EZH2 antibody, also referred to as Enhancer of zeste homolog 2 antibody, KMT6 antibody, and PRC2 methyltransferase antibody in the literature, recognizes a predominantly nuclear protein that functions within chromatin-associated repressive complexes. EZH2-mediated H3K27 trimethylation regulates accessibility of transcriptional machinery to target genes and plays a major role in long-term transcriptional repression. The PRC2 complex is involved in stem cell biology, lineage commitment, cellular proliferation, and maintenance of epigenetic memory across diverse tissue types.

This EZH2 Antibody / Epigenetic Regulation and PRC2 Complex Marker Antibody (clone EZH2/2536) is uniquely positioned for studies of chromatin biology and transcriptional repression. EZH2 expression is frequently associated with proliferative cell populations and altered epigenetic states in cancer, where dysregulated PRC2 activity can contribute to abnormal gene silencing and transcriptional reprogramming. Because EZH2 integrates chromatin remodeling with signal-dependent transcriptional control, it serves as an important marker for examining epigenetic regulation in both normal and disease-associated cellular systems.

In western blot analysis, EZH2 is commonly observed within an apparent molecular weight range of approximately 85-100 kDa and may appear as multiple closely migrating bands due to post-translational modification and heterogeneous chromatin-associated forms. In flow cytometry applications, intracellular detection of EZH2 following fixation and permeabilization supports evaluation of epigenetic regulator expression across cell populations. These expression patterns are consistent with the role of EZH2 as a chromatin-associated nuclear methyltransferase involved in transcriptional repression.

Microarray validation of clone EZH2/2536 supports highly selective target recognition across a broad proteomic background, providing additional confidence in antibody specificity for chromatin and epigenetic studies. As a mouse monoclonal antibody, clone EZH2/2536 is designed for consistent performance in research applications focused on PRC2 biology, histone methylation, and epigenetic regulation.

An EZH2 antibody is suitable for detecting EZH2 expression in studies of chromatin organization, transcriptional silencing,

epigenetic regulation, and PRC2-associated signaling pathways.

This antibody is part of a broader antibody panel offered by NSJ Bioreagents.

## Application Notes

Optimal dilution of the EZH2 Antibody / Epigenetic Regulation and PRC2 Complex Marker Antibody should be determined by the researcher.

## Immunogen

A recombinant full-length human EZH2 protein was used as the immunogen for this EZH2 antibody.

## Storage

Store the EZH2 antibody at 2-8oC (with azide) or aliquot and store at -20oC or colder (without azide).

## Alternate Names

EZH2 antibody, Enhancer of zeste homolog 2 antibody, KMT6 antibody, Lysine methyltransferase 6 antibody, PRC2 methyltransferase antibody


Copyright © NSJ Bioreagents. All rights reserved.