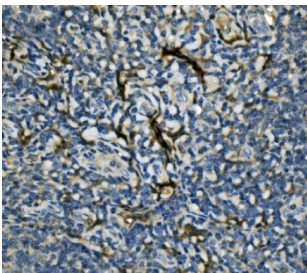


EIF4A1 Antibody (RQ6048)

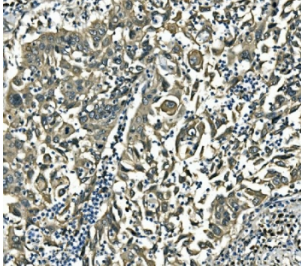
Catalog No.	Formulation	Size
RQ6048	0.5mg/ml if reconstituted with 0.2ml sterile DI water	100 ug

Bulk quote request

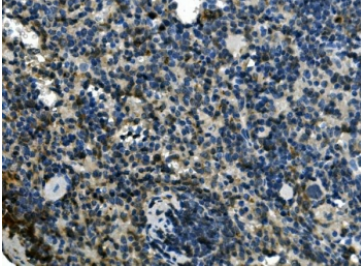
Availability	1-3 business days
Species Reactivity	Human, Mouse, Rat
Format	Antigen affinity purified
Host	Rabbit
Clonality	Polyclonal (rabbit origin)
Isotype	Rabbit IgG
Purity	Affinity purified
Buffer	Lyophilized from 1X PBS with 2% Trehalose and 0.025% sodium azide
UniProt	P60842
Localization	Cytoplasmic
Applications	Western Blot : 0.5-1ug/ml Immunohistochemistry : 1-2ug/ml Immunofluorescence : 2-4ug/ml Flow Cytometry : 1-3ug/million cells
Limitations	This EIF4A1 antibody is available for research use only.



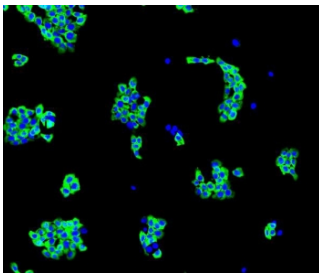
IHC staining of FFPE human tonsil with EIF4A1 antibody. HIER: boil tissue sections in pH8 EDTA for 20 min and allow to cool before testing.



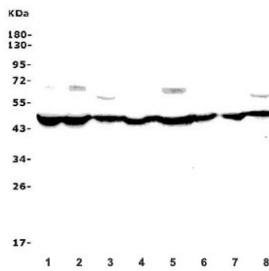
IHC staining of FFPE human lung cancer with EIF4A1 antibody. HIER: boil tissue sections in pH8 EDTA for 20 min and allow to cool before testing.



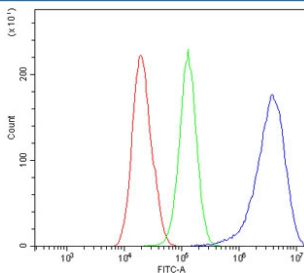
IHC staining of FFPE mouse spleen with EIF4A1 antibody. HIER: boil tissue sections in pH8 EDTA for 20 min and allow to cool before testing.



Immunofluorescent staining of FFPE human A431 cells with EIF4A1 antibody (green) and DAPI nuclear stain (blue). HIER: steam section in pH6 citrate buffer for 20 min.



Western blot testing of human 1) placenta, 2) HEK293, 3) A549, 4) HepG2, 5) U-87 MG, 6) rat lung and 7) mouse spleen lysate with EIF4A1 antibody. Predicted molecular weight ~46 kDa.



Flow cytometry testing of human HepG2 cells with EIF4A1 antibody at 1ug/million cells (blocked with goat sera); Red=cells alone, Green=isotype control, Blue= EIF4A1 antibody.

Description

Eukaryotic initiation factor 4A-I is a protein that in humans is encoded by the EIF4A1 gene. It is mapped to 17p13.1. EIF4A1 has been shown to interact with EIF4E and eukaryotic translation initiation factor 4 gamma.

Application Notes

Optimal dilution of the EIF4A1 antibody should be determined by the researcher.

Immunogen

Amino acids LQQIELDLKATQALVLA from the human protein were used as the immunogen for the EIF4A1 antibody.

Storage

After reconstitution, the EIF4A1 antibody can be stored for up to one month at 4oC. For long-term, aliquot and store at -20oC. Avoid repeated freezing and thawing.