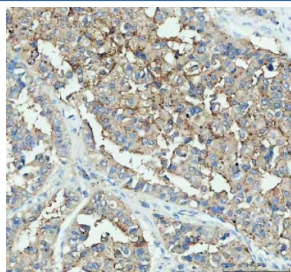


DDT Antibody (RQ4562)

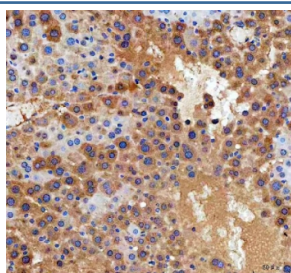
Catalog No.	Formulation	Size
RQ4562	0.5mg/ml if reconstituted with 0.2ml sterile DI water	100 ug

Bulk quote request

Availability	1-3 business days
Species Reactivity	Human, Mouse, Rat
Format	Antigen affinity purified
Clonality	Polyclonal (rabbit origin)
Isotype	Rabbit IgG
Purity	Antigen affinity purified
Buffer	Lyophilized from 1X PBS with 2% Trehalose
UniProt	P30046
Localization	Cytoplasmic
Applications	Western Blot : 0.5-1ug/ml Immunohistochemistry (FFPE) : 2-5ug/ml
Limitations	This DDT antibody is available for research use only.



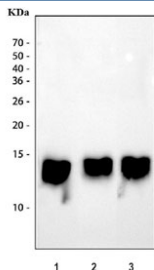
IHC staining of FFPE human liver tissue with DDT antibody. HIER: boil tissue sections in pH8 EDTA for 10-20 min followed by cooling at RT for 20 min.



IHC staining of FFPE mouse liver tissue with DDT antibody. HIER: boil tissue sections in pH8 EDTA for 10-20 min followed by cooling at RT for 20 min.



IHC staining of FFPE rat liver tissue with DDT antibody. HIER: boil tissue sections in pH8 EDTA for 10-20 min followed by cooling at RT for 20 min.



Western blot testing of 1) human liver, 2) rat liver and 3) mouse liver tissue lysate with DDT antibody. Predicted molecular weight ~14 kDa.

Description

DDT, D-dopachrome tautomerase, converts D-dopachrome into 5, 6-dihydroxyindole. Northern blot analysis revealed that DDT was expressed as a 0.6-kb mRNA in all tissues tested, with the strongest expression in liver. The DDT gene in human and mouse is identical in exon structure to the MIF gene. Both genes have 2 introns that are located at equivalent positions, relative to a 2-fold repeat in protein structure. The genes for DDT and MIF are closely linked on human chromosome 22 and mouse chromosome 10.

Application Notes

Optimal dilution of the DDT antibody should be determined by the researcher.

Immunogen

Amino acids EFLTKELALGQDRILIRFFPLESWQIGKIGTVMTFL were used as the immunogen for the DDT antibody.

Storage

After reconstitution, the DDT antibody can be stored for up to one month at 4°C. For long-term, aliquot and store at -20°C. Avoid repeated freezing and thawing.