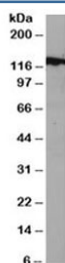


DDB1 Antibody (R33531)

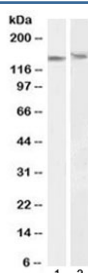
Catalog No.	Formulation	Size
R33531-100UG	0.5 mg/ml in 1X TBS, pH7.3, with 0.5% BSA (US sourced) and 0.02% sodium azide	100 ug

[Bulk quote request](#)

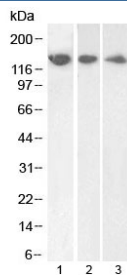
Availability	1-3 business days
Species Reactivity	Human, Mouse, Pig
Predicted Reactivity	Dog, Cow
Format	Antigen affinity purified
Host	Goat
Clonality	Polyclonal (goat origin)
Isotype	Goat Ig
Purity	Antigen affinity
Gene ID	1642
Applications	Western Blot : 0.5-1.5 ug/ml ELISA (peptide) LOD : 1:32000
Limitations	This DDB1 antibody is available for research use only.



Western blot testing of mouse NSO lysate with DDB1 antibody at 1ug/ml. Predicted molecular weight: ~127 kDa.



Western blot testing of mouse 1) NIH3T3 and 2) NSO lysate with DDB1 antibody at 0.01ug/ml. Predicted molecular weight: ~127 kDa.



Western blot testing of human 1) HeLa, 2) HepG2 and 3) Jurkat cell lysate with DDB1 antibody at 1ug/ml. Predicted molecular weight: ~127 kDa.

Description

Additional name(s) for this target protein: Damage-specific DNA binding protein 1

Application Notes

Optimal dilution of the DDB1 antibody should be determined by the researcher.

Immunogen

Amino acids DLIKVVEELTRIH were used as the immunogen for this DDB1 antibody.

Storage

Aliquot and store the DDB1 antibody at -20oC.