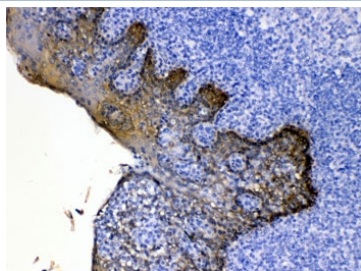


Cytokeratin 5 Antibody (R32587)

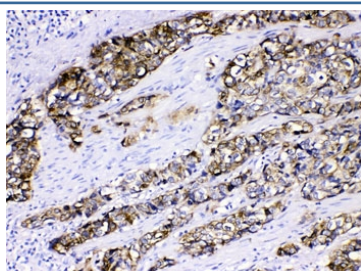
| Catalog No. | Formulation | Size |
|-------------|---|--------|
| R32587 | 0.5mg/ml if reconstituted with 0.2ml sterile DI water | 100 ug |

Bulk quote request

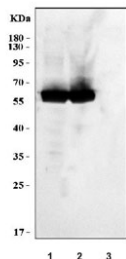
| | |
|---------------------------|---|
| Availability | 1-3 business days |
| Species Reactivity | Human |
| Format | Antigen affinity purified |
| Clonality | Polyclonal (rabbit origin) |
| Isotype | Rabbit IgG |
| Purity | Antigen affinity |
| Buffer | Lyophilized from 1X PBS with 2.5% BSA and 0.025% sodium azide |
| UniProt | P13647 |
| Applications | Western Blot : 1-2ug/ml Immunohistochemistry (FFPE) : 1-2ug/ml |
| Limitations | This Cytokeratin 5 antibody is available for research use only. |



IHC testing of FFPE human tonsil tissue with Cytokeratin 5 antibody at 1ug/ml. HIER: steam section in pH6 citrate buffer for 20 min.



IHC testing of FFPE human esophageal SCC tissue with Cytokeratin 5 antibody at 1ug/ml. HIER: steam section in pH6 citrate buffer for 20 min.



Western blot testing of human 1) A431, 2) HaCaT and 3) MCF7 cell lysate with Cytokeratin 5 antibody. Predicted molecular weight: 58-62 kDa.

Description

Cytokeratin 5, also known as Keratin 5, KRT5, K5, or CK5, is a protein that is encoded in humans by the KRT5 gene. The protein encoded by this gene is a member of the keratin gene family. The type II cytokeratins consist of basic or neutral proteins which are arranged in pairs of heterotypic keratin chains coexpressed during differentiation of simple and stratified epithelial tissues. This type II cytokeratin is specifically expressed in the basal layer of the epidermis with family member KRT14. Mutations in these genes have been associated with a complex of diseases termed epidermolysis bullosa simplex. The type II cytokeratins are clustered in a region of chromosome 12q12-q13.

Application Notes

Optimal dilution of the Cytokeratin 5 antibody should be determined by the researcher.

Immunogen

Amino acids 286-317 (KVELEAKVDALMDEINFMKMFFDAELSQQMQTH-human) were used as the immunogen for the Cytokeratin 5 antibody.

Storage

After reconstitution, the Cytokeratin 5 antibody can be stored for up to one month at 4°C. For long-term, aliquot and store at -20°C. Avoid repeated freezing and thawing.