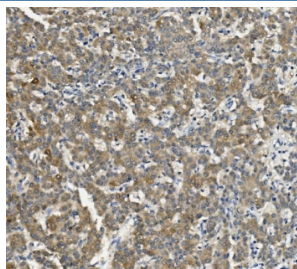


CYP2C19 Antibody [clone 10G5] (RQ5862)

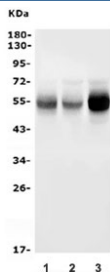
Catalog No.	Formulation	Size
RQ5862	0.5mg/ml if reconstituted with 0.2ml sterile DI water	100 ug

Bulk quote request

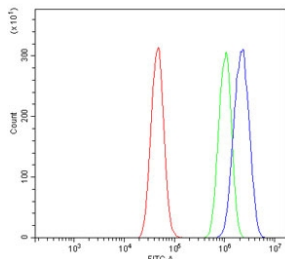
Availability	1-3 business days
Species Reactivity	Human, Mouse, Rat
Format	Antigen affinity purified
Host	Mouse
Clonality	Monoclonal (mouse origin)
Isotype	Mouse IgG1
Clone Name	10G5
Purity	Affinity purified
Buffer	Lyophilized from 1X PBS with 2% Trehalose and 0.025% sodium azide
UniProt	P33261
Applications	Western Blot : 0.5-1ug/ml Immunohistochemistry : 1-2ug/ml Flow Cytometry : 1-3ug/million cells
Limitations	This CYP2C19 antibody is available for research use only.



IHC staining of FFPE human liver cancer with CYP2C19 antibody. HIER: boil tissue sections in pH8 EDTA for 20 min and allow to cool before testing.



Western blot testing of 1) monkey liver, 2) rat liver and 3) mouse liver lysate with CYP2C19 antibody. Predicted molecular weight ~56 kDa.



Flow cytometry testing of human A431 cells with CYP2C19 antibody at 1ug/million cells (blocked with goat sera); Red=cells alone, Green=isotype control, Blue= CYP2C19 antibody.

Description

Cytochrome P450 2C19 (abbreviated CYP2C19) encodes a member of the cytochrome P450 superfamily of enzymes. The cytochrome P450 proteins are monooxygenases which catalyze many reactions involved in drug metabolism and synthesis of cholesterol, steroids and other lipids. This protein localizes to the endoplasmic reticulum and is known to metabolize many xenobiotics, including the anticonvulsive drug mephenytoin, omeprazole, diazepam and some barbiturates. Polymorphism within this gene is associated with variable ability to metabolize mephenytoin, known as the poor metabolizer and extensive metabolizer phenotypes. The gene is located within a cluster of cytochrome P450 genes on chromosome 10q24.

Application Notes

Optimal dilution of the CYP2C19 antibody should be determined by the researcher.

Immunogen

Amino acids QNQQSEFTIENLVITAADLLGAGTETT from the human protein were used as the immunogen for the CYP2C19 antibody.

Storage

After reconstitution, the CYP2C19 antibody can be stored for up to one month at 4°C. For long-term, aliquot and store at -20°C. Avoid repeated freezing and thawing.