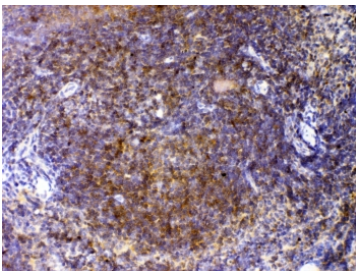


CTLA-4 Antibody / CD152 (R32809)

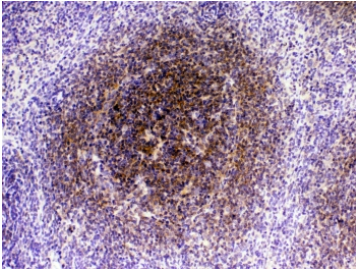
Catalog No.	Formulation	Size
R32809	0.5mg/ml if reconstituted with 0.2ml sterile DI water	100 ug

Bulk quote request

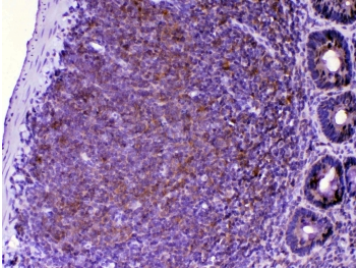
Availability	1-3 business days
Species Reactivity	Mouse, Rat
Format	Antigen affinity purified
Host	Rabbit
Clonality	Polyclonal (rabbit origin)
Isotype	Rabbit IgG
Purity	Antigen affinity
Buffer	Lyophilized from 1X PBS with 2.5% BSA, 0.025% sodium azide
UniProt	P09793
Localization	Cell surface, cytoplasmic
Applications	Western Blot : 0.5-1ug/ml Immunohistochemistry (FFPE) : 1-2ug/ml ELISA (recombinant Mouse Protein) : 0.1-0.5ug/ml (BSA-free formulation available)
Limitations	This CTLA-4 antibody is available for research use only.




IHC testing of FFPE mouse spleen tissue with CTLA-4 antibody at 1ug/ml. Required HIER: steam section in pH6 citrate buffer for 20 min and allow to cool prior to testing.



IHC testing of FFPE rat spleen tissue with CTLA-4 antibody at 1ug/ml. Required HIER: steam section in pH6 citrate buffer for 20 min and allow to cool prior to testing.



IHC testing of FFPE rat lymph tissue with CTLA-4 antibody at 1ug/ml. Required HIER: steam section in pH6 citrate buffer for 20 min and allow to cool prior to testing.



Western blot testing of mouse NIH3T3 cell lysate with CTLA-4 antibody at 0.5ug/ml. Predicted molecular weight ~25 kDa but may be observed at higher molecular weights due to glycosylation.

Description

CTLA-4 (Cytotoxic T-Lymphocyte Antigen 4), also known as CD152, is a protein receptor that down regulates the immune system. It is a member of the immunoglobulin superfamily, which is expressed on the surface of Helper T cells and transmits an inhibitory signal to T cells. CTLA4 is similar to the T-cell co-stimulatory protein, CD28, and both molecules bind to CD80 and CD86, also called B7-1 and B7-2 respectively, on antigen-presenting cells. CTLA4 transmits an inhibitory signal to T cells, whereas CD28 transmits a stimulatory signal. Blockade of CTLA4 expression in vitro augmented HIV-specific CD4-positive T-cell function.

Application Notes

Optimal dilution of the CTLA-4 antibody should be determined by the researcher.

Immunogen

A recombinant mouse protein corresponding to amino acids E36-D161 was used as the immunogen for the CTLA-4 antibody.

Storage

After reconstitution, the CTLA-4 antibody can be stored for up to one month at 4°C. For long-term, aliquot and store at -20°C. Avoid repeated freezing and thawing.

