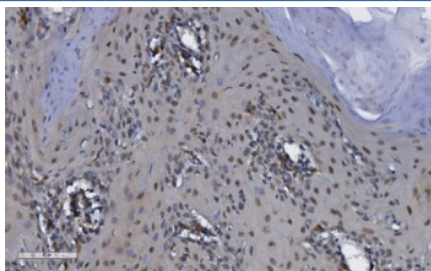


CDK13 Antibody (RQ6249)

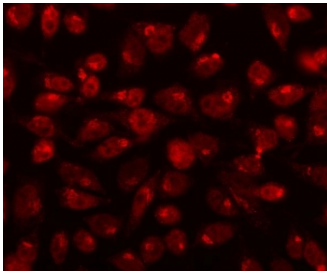
Catalog No.	Formulation	Size
RQ6249	0.5mg/ml if reconstituted with 0.2ml sterile DI water	100 ug

Bulk quote request

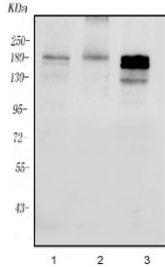
Availability	1-3 business days
Species Reactivity	Human
Format	Antigen affinity purified
Clonality	Polyclonal (rabbit origin)
Isotype	Rabbit IgG
Purity	Affinity purified
Buffer	Lyophilized from 1X PBS with 2% Trehalose
UniProt	Q14004
Localization	Nuclear
Applications	Western Blot : 1-2ug/ml Immunohistochemistry (FFPE) : 2-5ug/ml Flow Cytometry : 1-3ug/million cells Immunofluorescence : 5ug/ml Direct ELISA : 0.1-0.5ug/ml
Limitations	This CDK13 antibody is available for research use only.



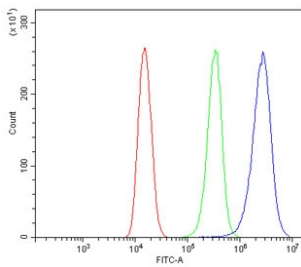
IHC staining of FFPE human esophageal squamous carcinoma with CDK13 antibody.
HIER: boil tissue sections in pH8 EDTA for 20 min and allow to cool before testing.



Immunofluorescent staining of FFPE human HeLa cells with CDK13 antibody. HIER: steam section in pH6 citrate buffer for 20 min.



Western blot testing of human 1) ThP-1, 2) K562 and 3) HL60 cell lysate. Expected molecular weight ~180 kDa.



Flow cytometry testing of human K562 cells with CDK13 antibody at 1ug/million cells (blocked with goat sera); Red=cells alone, Green=isotype control, Blue= CDK13 antibody.

Description

Cyclin dependent kinase 13 is an enzyme that in humans is encoded by the CDK13 gene. The protein encoded by this gene is a member of the cyclin-dependent serine/threonine protein kinase family. Members of this family are well known for their essential roles as master switches in cell cycle control. The exact function of this protein has not yet been determined, but it may play a role in mRNA processing and may be involved in regulation of hematopoiesis. Alternatively spliced transcript variants have been described.

Application Notes

Optimal dilution of the CDK13 antibody should be determined by the researcher.

Immunogen

A human recombinant partial protein (amino acids D1052-N1338) was used as the immunogen for the CDK13 antibody.

Storage

After reconstitution, the CDK13 antibody can be stored for up to one month at 4°C. For long-term, aliquot and store at -20°C. Avoid repeated freezing and thawing.

