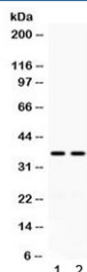


CD58 Antibody / LFA3 (R32395)

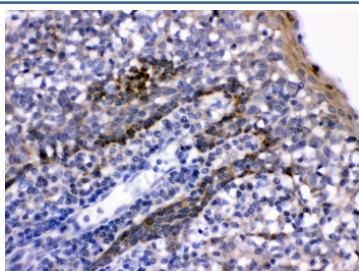
Catalog No.	Formulation	Size
R32395	0.5mg/ml if reconstituted with 0.2ml sterile DI water	100 ug

Bulk quote request

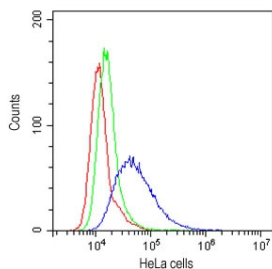
Availability	1-3 business days
Species Reactivity	Human
Format	Antigen affinity purified
Clonality	Polyclonal (rabbit origin)
Isotype	Rabbit IgG
Purity	Antigen affinity
Buffer	Lyophilized from 1X PBS with 2.5% BSA, 0.025% sodium azide
UniProt	P19256
Localization	Cytoplasmic, cell surface
Applications	Western Blot : 0.5-1ug/ml Immunohistochemistry (FFPE) : 1-2ug/ml Flow Cytometry : 1-3ug/10 ⁶ cells
Limitations	This CD58 antibody is available for research use only.



Western blot testing of human 1) HeLa and 2) K562 cell lysate with CD58 antibody. Predicted molecular weight: 28/40-70 kDa (unmodified/glycosylated).



IHC testing of FFPE human tonsil with CD58 antibody. HIER: Boil the paraffin sections in pH 6, 10mM citrate buffer for 20 minutes and allow to cool prior to testing.



Flow cytometry testing of human HeLa cells with CD58 antibody at $1\mu\text{g}/10^6$ cells (cells blocked with goat sera); Red=cells alone, Green=isotype control, Blue=CD58 antibody.

Description

CD58, or lymphocyte function-associated antigen 3 (LFA-3), is a cell adhesion molecule expressed on Antigen Presenting Cells (APC), particularly macrophages. It binds to CD2 (LFA-2) on T cells and is important in strengthening the adhesion between the T cells and Professional Antigen Presenting Cells. This adhesion occurs as part of the transitory initial encounters between T cells and Antigen Presenting Cells before T cell activation, when T cells are roaming the lymph nodes looking at the surface of APCs for peptide:MHC complexes the T-cell receptors are reactive to. The LFA3 gene is mapped to chromosome 1p13, which is the same location as CD2.

Application Notes

Optimal dilution of the CD58 antibody should be determined by the researcher.

Immunogen

Amino acids F29-R215 from the human protein were used as the immunogen for the CD58 antibody.

Storage

After reconstitution, the CD58 antibody can be stored for up to one month at 4°C . For long-term, aliquot and store at -20°C . Avoid repeated freezing and thawing.

References (1)