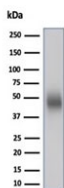


CD48 Antibody (Pan Leukocyte Marker) [clone CD48/4783] (V9471)

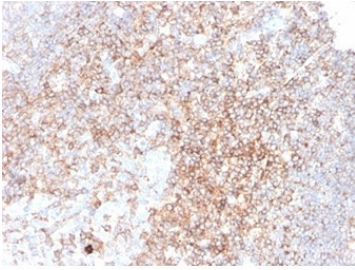
Catalog No.	Formulation	Size
V9471-100UG	0.2 mg/ml in 1X PBS with 0.1 mg/ml BSA (US sourced), 0.05% sodium azide	100 ug
V9471-20UG	0.2 mg/ml in 1X PBS with 0.1 mg/ml BSA (US sourced), 0.05% sodium azide	20 ug
V9471SAF-100UG	1 mg/ml in 1X PBS; BSA free, sodium azide free	100 ug

[Bulk quote request](#)

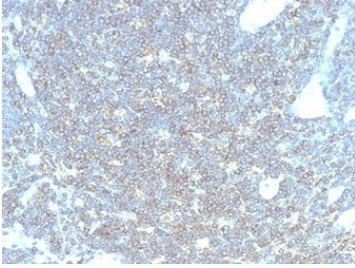
Availability	1-3 business days
Species Reactivity	Human
Format	Purified
Host	Mouse
Clonality	Monoclonal (mouse origin)
Isotype	Mouse IgG2c, kappa
Clone Name	CD48/4783
Purity	Protein A/G affinity
UniProt	P09326
Localization	Cell surface
Applications	Western Blot : 2-4ug/ml Immunohistochemistry (FFPE) : 1-2ug/ml
Limitations	This CD48 antibody is available for research use only.



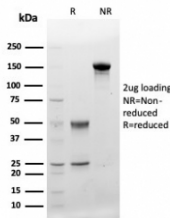
Western blot testing of human Raji cell lysate using CD48 antibody (clone CD48/4783).
Predicted molecular weight: 28-50 kDa depending on glycosylation level.



IHC staining of FFPE human tonsil tissue with CD48 antibody (clone CD48/4783) at 2ug/ml. HIER: boil tissue sections in pH 9 10mM Tris with 1mM EDTA for 20 min and allow to cool before testing.

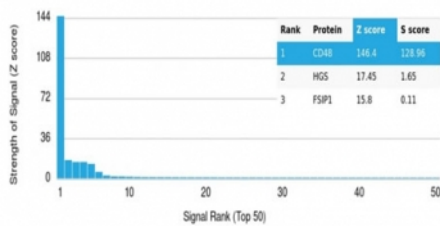


IHC staining of FFPE human lymph node tissue with CD48 antibody (clone CD48/4783) at 2ug/ml. HIER: boil tissue sections in pH 9 10mM Tris with 1mM EDTA for 20 min and allow to cool before testing.



SDS-PAGE analysis of purified, BSA-free CD48 antibody (clone CD48/4783) as confirmation of integrity and purity.

Human Protein Microarray Specificity Validation



Analysis of HuProt(TM) microarray containing more than 19,000 full-length human proteins using CD48 antibody (clone CD48/4783). These results demonstrate the foremost specificity of the CD48/4783 mAb. Z- and S- score: The Z-score represents the strength of a signal that an antibody (in combination with a fluorescently-tagged anti-IgG secondary Ab) produces when binding to a particular protein on the HuProt(TM) array. Z-scores are described in units of standard deviations (SD's) above the mean value of all signals generated on that array. If the targets on the HuProt(TM) are arranged in descending order of the Z-score, the S-score is the difference (also in units of SD's) between the Z-scores. The S-score therefore represents the relative target specificity of an Ab to its intended target.

Description

CD48 is strongly expressed on lymphocytes and monocytes and weakly on granulocytes but is absent on platelets, fibroblasts, epithelium and endothelium.

Application Notes

Optimal dilution of the CD48 antibody should be determined by the researcher.

Immunogen

A portion of amino acids 59-178 was used as the immunogen for the CD48 antibody.

Storage

Aliquot the CD48 antibody and store frozen at -20oC or colder. Avoid repeated freeze-thaw cycles.

