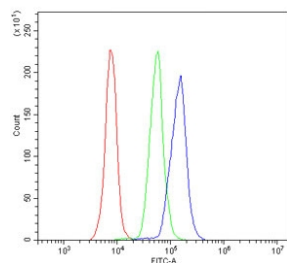


CD4 Antibody (RQ5873)

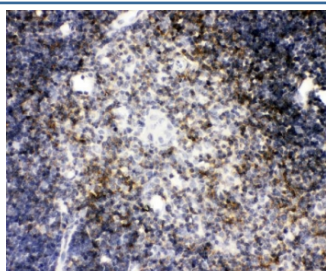
Catalog No.	Formulation	Size
RQ5873	0.5mg/ml if reconstituted with 0.2ml sterile DI water	100 ug

Bulk quote request

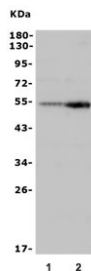
Availability	1-3 business days
Species Reactivity	Mouse, Rat
Format	Antigen affinity purified
Clonality	Polyclonal (rabbit origin)
Isotype	Rabbit IgG
Purity	Affinity purified
Buffer	Lyophilized from 1X PBS with 2% Trehalose and 0.025% sodium azide
UniProt	P05540
Applications	Western Blot : 0.5-1ug/ml Immunohistochemistry : 1-2ug/ml Flow Cytometry : 1-3ug/million cells Direct ELISA : 0.1-0.5ug/ml
Limitations	This CD4 antibody is available for research use only.



Flow cytometry testing of mouse PBM cells with CD4 antibody at 1ug/million cells (blocked with goat sera); Red=cells alone, Green=isotype control, Blue= CD4 antibody.



IHC staining of FFPE mouse thymus with CD4 antibody. HIER: boil tissue sections in pH8 EDTA for 20 min and allow to cool before testing.



Western blot testing of mouse 1) RAW264.7 and 2) ANA-1 lysate with CD4 antibody.
Expected molecular weight: 31-55 kDa depending on glycosylation level.

Description

This gene encodes a membrane glycoprotein of T lymphocytes that interacts with major histocompatibility complex class II antigens and is also a receptor for the human immunodeficiency virus. This gene is expressed not only in T lymphocytes, but also in B cells, macrophages, and granulocytes. It is also expressed in specific regions of the brain. The protein functions to initiate or augment the early phase of T-cell activation, and may function as an important mediator of indirect neuronal damage in infectious and immune-mediated diseases of the central nervous system. Multiple alternatively spliced transcript variants encoding different isoforms have been identified in this gene.

Application Notes

Optimal dilution of the CD4 antibody should be determined by the researcher.

Immunogen

Recombinant rat protein (amino acids K28-I457) was used as the immunogen for the CD4 antibody.

Storage

After reconstitution, the CD4 antibody can be stored for up to one month at 4°C. For long-term, aliquot and store at -20°C. Avoid repeated freezing and thawing.