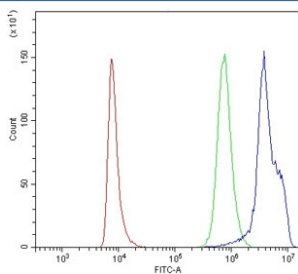


CD154 Antibody / CD40L / TRAP (RQ6411)

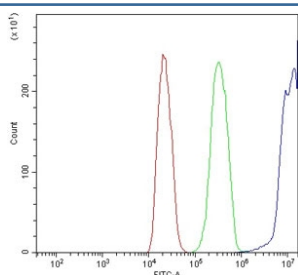
Catalog No.	Formulation	Size
RQ6411	0.5mg/ml if reconstituted with 0.2ml sterile DI water	100 ug

[Bulk quote request](#)

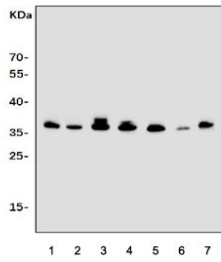
Availability	1-3 business days
Species Reactivity	Human, Mouse, Rat
Format	Purified
Host	Rabbit
Clonality	Polyclonal (rabbit origin)
Isotype	Rabbit IgG
Purity	Antigen affinity purified
Buffer	Lyophilized from 1X PBS with 2% Trehalose
UniProt	P29965
Applications	Western Blot : 0.5-1ug/ml Flow Cytometry : 1-3ug/million cells Direct ELISA : 0.1-0.5ug/ml
Limitations	This CD154 antibody is available for research use only.



Flow cytometry testing of human PBM cells with CD154 antibody at 1ug/million cells (blocked with goat sera); Red=cells alone, Green=isotype control, Blue= CD154 antibody.



Flow cytometry testing of rat C6 cells with CD154 antibody at 1ug/million cells (blocked with goat sera); Red=cells alone, Green=isotype control, Blue= CD154 antibody.



Western blot testing of human 1) HL60, 2) K562, 3) Raji, 4) Jurkat, 5) rat RH35, 6) mouse spleen and 7) mouse ANA-1 cell lysate with CD154 antibody. Expected molecular weight: 29-39 kDa (depending on glycosylation level) or ~18 kDa (soluble form).

Description

CD154 (CD40 ligand) is a type II membrane protein of 261 amino acids on activated T cells that induces B cell proliferation and immunoglobulin secretion. It has homology with tumour necrosis factor- α and - β , and has important functions in B-cell activation and differentiation. Human CD154 with 5 exons, is mapped to the proximal region of the mouse X chromosome on Xq26.3-27.1, and can be detected on T cells but is absent from B cells and monocytes. Since it is expressed on platelets and released from them on activation, its predictive value as a marker for clinical outcome and the therapeutic effect of inhibition of glycoprotein IIb /IIIa receptor in patients with acute coronary syndromes was investigated. The soluble form of the protein may be involved in the process of restenosis and that it exerts its effect by triggering a complex group of inflammatory reactions on endothelial and mononuclear cells. CD154 plays a central role in the pathophysiology of acute coronary syndromes, and has a role in the pathogenesis of coronary artery lesions.

Application Notes

Optimal dilution of the CD154 antibody should be determined by the researcher.

Immunogen

Recombinant human protein (amino acids E76-H249) was used as the immunogen for the CD154 antibody.

Storage

After reconstitution, the CD154 antibody can be stored for up to one month at 4°C. For long-term, aliquot and store at -20°C. Avoid repeated freezing and thawing.