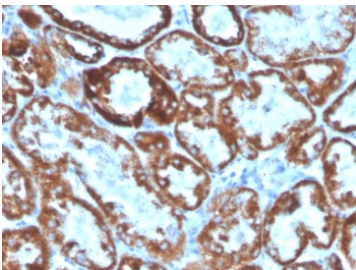


## CD137L Antibody / 4-1BBL / TNFSF9 [clone CD137L/1547] (V8184BTN)

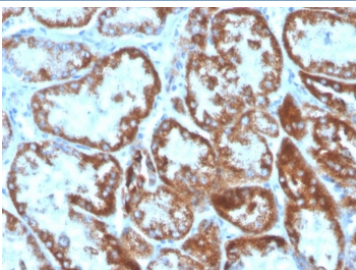
Catalog No.	Formulation	Size
V8184BTN	0.1 mg/ml with 0.1 mg/ml BSA (US sourced), 0.05% sodium azide	500 ul

[Bulk quote request](#)

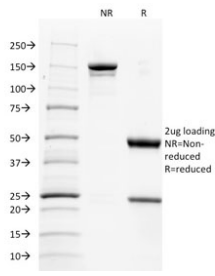
<b>Availability</b>	1-3 business days
<b>Species Reactivity</b>	Human
<b>Format</b>	Biotin Conjugate
<b>Host</b>	Mouse
<b>Clonality</b>	Monoclonal (mouse origin)
<b>Isotype</b>	Mouse IgG2a, kappa
<b>Clone Name</b>	CD137L/1547
<b>Purity</b>	Protein G affinity chromatography
<b>UniProt</b>	P41273
<b>Localization</b>	Cell surface, cytoplasmic
<b>Applications</b>	Flow Cytometry : 2-4ug/million cells in 0.1ml Immunohistochemistry (FFPE) : 2-4ug/ml for 30 minutes at RT
<b>Limitations</b>	This CD137L antibody is available for research use only.



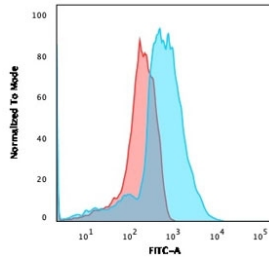
IHC staining of FFPE human kidney with CD137L antibody. HIER: boil tissue sections in pH 9 10mM Tris with 1mM EDTA for 10-20 min and allow to cool before testing.



IHC staining of FFPE human kidney with CD137L antibody. HIER: boil tissue sections in pH 9 10mM Tris with 1mM EDTA for 10-20 min and allow to cool before testing.



SDS-PAGE analysis of purified, BSA-free CD137L antibody as confirmation of integrity and purity.



Flow cytometry testing of PFA-fixed human 293 cells with unlabeled CD137L antibody; Red=isotype control, Blue= CD137L antibody.

## Description

TNFSF9 / 4-1BBL is a cytokine that belongs to the tumor necrosis factor (TNF) ligand family. This transmembrane cytokine is a bidirectional signal transducer that acts as a ligand for TNFRSF9 / 4-1BB, which is a costimulatory receptor molecule in T lymphocytes. This cytokine and its receptor are involved in the antigen presentation process and in the generation of cytotoxic T cells. The receptor TNFRSF9 / 4-1BB is absent from resting T lymphocytes but rapidly expressed upon antigenic stimulation. It has been shown to reactivate anergic T lymphocytes in addition to promoting T lymphocyte proliferation. This cytokine is required for the optimal CD8 responses in CD8 T cells. This cytokine is expressed in carcinoma cell lines, and is thought to be involved in T cell-tumor cell interaction.

## Application Notes

Optimal dilution of the CD137L antibody should be determined by the researcher.

## Immunogen

Recombinant full-length human CD137L protein was used as the immunogen for the CD137L antibody.

## Storage

Store the CD137L antibody at 2-8oC (up to one month) or aliquot and store at -20oC (longer term).