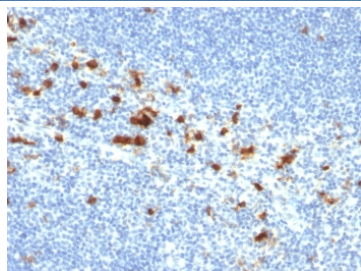


CD103 Antibody / Integrin alpha E [clone ITGAE/2474] (V3837)

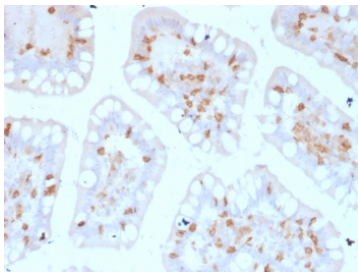
Catalog No.	Formulation	Size
V3837-100UG	0.2 mg/ml in 1X PBS with 0.1 mg/ml BSA (US sourced) and 0.05% sodium azide	100 ug
V3837-20UG	0.2 mg/ml in 1X PBS with 0.1 mg/ml BSA (US sourced) and 0.05% sodium azide	20 ug
V3837SAF-100UG	1 mg/ml in 1X PBS; BSA free, sodium azide free	100 ug

[Bulk quote request](#)

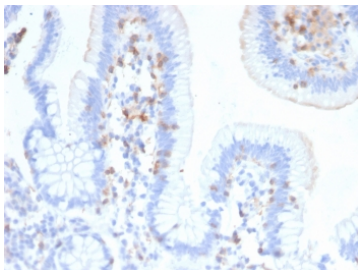
Availability	1-3 business days
Species Reactivity	Human
Format	Purified
Host	Mouse
Clonality	Monoclonal (mouse origin)
Isotype	Mouse IgG2b, kappa
Clone Name	ITGAE/2474
Purity	Protein G affinity chromatography
UniProt	P38570
Localization	Cell membrane, cytoplasm
Applications	Immunohistochemistry (FFPE) : 1-2ug/ml for 30 min at RT
Limitations	This CD103 antibody is available for research use only.



IHC testing of FFPE human tonsil with CD103 antibody (clone ITGAE/2474). HIER: boil tissue sections in pH9, 1mM EDTA buffer, for 10-20 min followed by cooling at RT for 20 min.

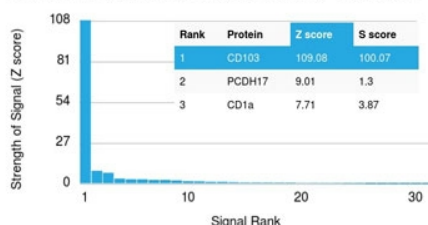


IHC testing of FFPE human colon with CD103 antibody (clone ITGAE/2474). HIER: boil tissue sections in pH9, 1mM EDTA buffer, for 10-20 min followed by cooling at RT for 20 min.



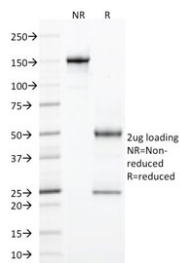
IHC testing of FFPE human small intestine with CD103 antibody (clone ITGAE/2474). HIER: boil tissue sections in pH9, 1mM EDTA buffer, for 10-20 min followed by cooling at RT for 20 min.

Human Protein Microarray Specificity Validation



Analysis of HuProt(TM) microarray containing more than 19,000 full-length human proteins using CD103 antibody (clone ITGAE/2474). These results demonstrate the foremost specificity of the ITGAE/2474 mAb.

Z- and S- score: The Z-score represents the strength of a signal that an antibody (in combination with a fluorescently-tagged anti-IgG secondary Ab) produces when binding to a particular protein on the HuProt(TM) array. Z-scores are described in units of standard deviations (SD's) above the mean value of all signals generated on that array. If the targets on the HuProt(TM) are arranged in descending order of the Z-score, the S-score is the difference (also in units of SD's) between the Z-scores. The S-score therefore represents the relative target specificity of an Ab to its intended target.



SDS-PAGE analysis of purified, BSA-free CD103 antibody (clone ITGAE/2474) as confirmation of integrity and purity.

Description

This antibody recognizes a protein of 150kDa, identified as CD103, which is the alpha-E integrin subunit of the heterodimeric alpha-E-beta-7 integrin belonging to a small beta-7 integrin subfamily. CD103 is expressed on more than 95% of intraepithelial CD8+ cells and on 40% of mucosa-associated T cells, whereas less than 2% of resting blood lymphocytes are CD103-positive. In several malignant conditions, such as T-cell lymphomas and hairy cell leukemia (HCL), the cells express CD103. This antibody is an extremely useful addition to the IHC panel for the diagnosis of hairy cell leukemia (HCL).

Application Notes

Titration of the CD103 antibody may be required for optimal performance.

Immunogen

A portion of amino acids 775-855 from the human protein was used as the immunogen for the CD103 antibody.

Storage

Store the CD103 antibody at 2-8°C (with azide) or aliquot and store at -20°C or colder (without azide).