Carbonic Anhydrase VIII Antibody / CA8 [clone CA8/6572] (V8822)

Catalog No.	Formulation	Size
V8822-100UG	0.2 mg/ml in 1X PBS with 0.1 mg/ml BSA (US sourced), 0.05% sodium azide	100 ug
V8822-20UG	0.2 mg/ml in 1X PBS with 0.1 mg/ml BSA (US sourced), 0.05% sodium azide	20 ug
V8822SAF-100UG	1 mg/ml in 1X PBS; BSA free, sodium azide free	100 ug

Bulk quote request

Availability	1-3 business days
Species Reactivity	Human
Format	Purified
Host	Mouse
Clonality	Monoclonal (mouse origin)
Isotype	Mouse IgG2a, kappa
Clone Name	CA8/6572
Purity	Protein A/G affinity
UniProt	P35219
Localization	Cytoplasm, Cell surface
Applications	Immunohistochemistry (FFPE): 1-2ug/ml
Limitations	This Carbonic Anhydrase VIII antibody is available for research use only.

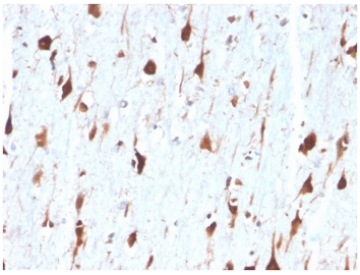

IHC staining of FFPE human brain tissue with Carbonic Anhydrase VIII antibody (clone CA8/6572). HIER: boil tissue sections in pH 9 10mM Tris with 1mM EDTA for 20 min and allow to cool before testing.

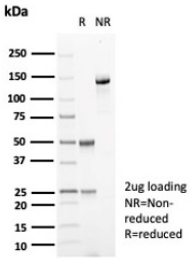

SDS-PAGE analysis of purified, BSA-free Carbonic Anhydrase VIII antibody (CA8/6572) as confirmation of integrity and purity.

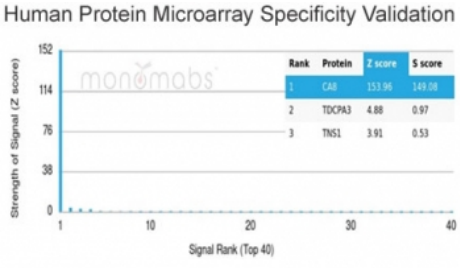

Analysis of HuProt(TM) microarray containing more than 19,000 full-length human proteins using Carbonic Anhydrase VIII antibody (clone CA8/6572). These results demonstrate the foremost specificity of the CA8/6572 mAb. Z- and S- score: The Z-score represents the strength of a signal that an antibody (in combination with a fluorescently-tagged anti-IgG secondary Ab) produces when binding to a particular protein on the HuProt(TM) array. Z-scores are described in units of standard deviations (SD's) above the mean value of all signals generated on that array. If the targets on the HuProt(TM) are arranged in descending order of the Z-score, the S-score is the difference (also in units of SD's) between the Z-scores. The S-score therefore represents the relative target specificity of an Ab to its intended target.

Description

Carbonic anhydrase-related protein is an protein that in humans is encoded by the CA8 gene. The CA8 protein lacks the catalytic activity of other carbonic anhydrase enzymes. A rare, autosomal recessive form of cerebellar ataxia known as cerebellar ataxia, mental retardation, and dysequilibrium syndrome 3 (CAMRQ3) is caused by mutations in the CA8 gene. [Wiki]

Application Notes

Optimal dilution of the Carbonic Anhydrase VIII antibody should be determined by the researcher.

Immunogen

Recombinant full-length human Carbonic Anhydrase VIII/CA8 protein was used as the immunogen for the Carbonic Anhydrase VIII antibody.

Storage

Aliquot the Carbonic Anhydrase VIII antibody and store frozen at -20oC or colder. Avoid repeated freeze-thaw cycles.

Copyright © NSJ Bioreagents. All rights reserved.