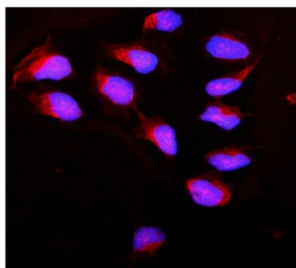


Calpain Antibody (R31743)

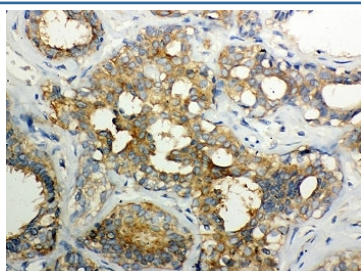
Catalog No.	Formulation	Size
R31743	0.5mg/ml if reconstituted with 0.2ml sterile DI water	100 ug

Bulk quote request

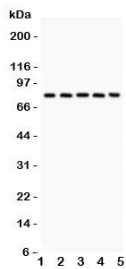
Availability	1-3 business days
Species Reactivity	Human, Mouse, Rat
Format	Antigen affinity purified
Clonality	Polyclonal (rabbit origin)
Isotype	Rabbit IgG
Purity	Antigen affinity
Buffer	Lyophilized from 1X PBS with 2.5% BSA and 0.025% sodium azide
Gene ID	823
Applications	Western Blot : 0.5-1ug/ml Immunohistochemistry (FFPE) : 0.5-1ug/ml Immunofluorescence (FFPE) : 2-4ug/ml Flow Cytometry : 1-3ug/million cells
Limitations	This Calpain antibody is available for research use only.



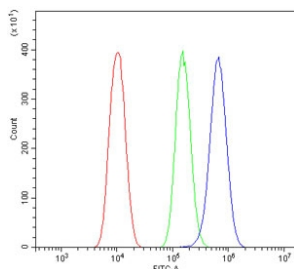
Immunofluorescent staining of FFPE human U-2 OS cells with Calpain antibody (red) and DAPI nuclear stain (blue). HIER: steam section in pH6 citrate buffer for 20 min.



IHC-P: Calpain 1 antibody testing of human breast cancer tissue



Western blot testing of Calpain antibody and Lane 1: rat lung; 2: mouse lung; 3: human A549; 4: (h) COLO320; 5: (h) Jurkat. Predicted molecular weight: ~82 kDa.



Flow cytometry testing of human PC-3 cells with Calpain antibody at 1ug/million cells (blocked with goat sera); Red=cells alone, Green=isotype control, Blue= Calpain antibody.

Description

Calpain 1 is also known as CAPN, CAPN1 and muCL. The calpains, calcium-activated neutral proteases, are nonlysosomal, intracellular cysteine proteases. The mammalian calpains include ubiquitous, stomach-specific, and muscle-specific proteins. The ubiquitous enzymes consist of heterodimers with distinct large, catalytic subunits associated with a common small, regulatory subunit. The CPN1 gene encodes the catalytic subunit of the ubiquitous enzyme, Calpain 1. Several transcript variants encoding two different isoforms have been found for this gene.

Application Notes

The stated application concentrations are suggested starting amounts. Titration of the Calpain antibody may be required due to differences in protocols and secondary/substrate sensitivity.

Immunogen

Human recombinant protein from the CAPN1 catalytic subunit (AA 396-555) was used as the immunogen for this Calpain antibody.

Storage

After reconstitution, the Calpain antibody can be stored for up to one month at 4oC. For long-term, aliquot and store at -20oC. Avoid repeated freezing and thawing.