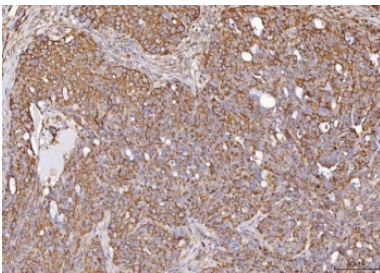


Calmegin Antibody / CLGN (RQ6849)

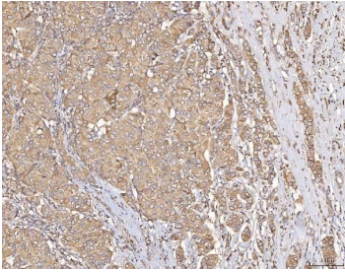
Catalog No.	Formulation	Size
RQ6849	0.5mg/ml if reconstituted with 0.2ml sterile DI water	100 ug

Bulk quote request

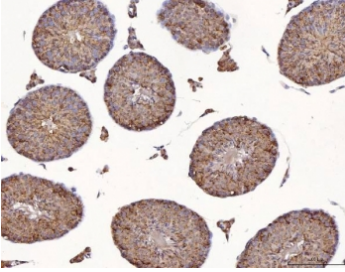
Availability	1-3 business days
Species Reactivity	Human, Mouse, Rat
Format	Antigen affinity purified
Host	Rabbit
Clonality	Polyclonal (rabbit origin)
Isotype	Rabbit IgG
Purity	Antigen affinity purified
Buffer	Lyophilized from 1X PBS with 2% Trehalose
UniProt	O14967
Localization	Cytoplasmic (ER)
Applications	Western Blot : 1-2ug/ml Immunohistochemistry (FFPE) : 2-5ug/ml Flow Cytometry : 1-3ug/million cells Direct ELISA : 0.1-0.5ug/ml
Limitations	This Calmegin antibody is available for research use only.



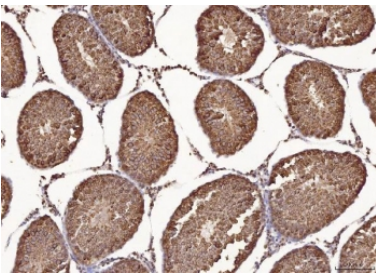
IHC staining of FFPE human ovarian cancer tissue with Calmegin antibody. HIER: boil tissue sections in pH8 EDTA for 20 min and allow to cool before testing.



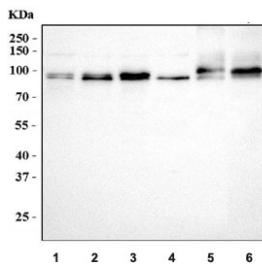
IHC staining of FFPE human breast cancer tissue with Calmegin antibody. HIER: boil tissue sections in pH8 EDTA for 20 min and allow to cool before testing.



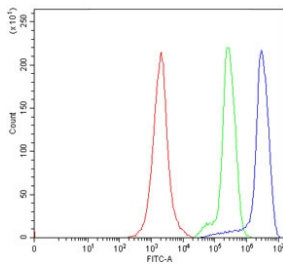
IHC staining of FFPE mouse testis tissue with Calmegin antibody. HIER: boil tissue sections in pH8 EDTA for 20 min and allow to cool before testing.



IHC staining of FFPE rat testis tissue with Calmegin antibody. HIER: boil tissue sections in pH8 EDTA for 20 min and allow to cool before testing.



Western blot testing of 1) human Jurkat, 2) human HepG2, 3) human PC-2, 4) human Raji, 5) rat testis and 6) mouse testis tissue lysate with Calmegin antibody. Predicted molecular weight ~70 kDa but can be observed at ~93 kDa with an ~101 kDa phosphorylated form.



Flow cytometry testing of human Jurkat cells with Calmegin antibody at 1ug/million cells (blocked with goat sera); Red=cells alone, Green=isotype control, Blue= Calmegin antibody.

Description

Calmegin, also known as CLGN, is a protein which in humans is encoded by the CLGN gene. Calmegin is a testis-specific endoplasmic reticulum chaperone protein. CLGN may play a role in spermatogenesis and infertility.

Application Notes

Optimal dilution of the Calmegin antibody should be determined by the researcher.

Immunogen

Recombinant human protein (amino acids E36-D610) was used as the immunogen for the Calmegin antibody.

Storage

After reconstitution, the Calmegin antibody can be stored for up to one month at 4oC. For long-term, aliquot and store at -20oC. Avoid repeated freezing and thawing.